

State of Washington
Capital Projects Advisory Review Board (CPARB)
PROJECT REVIEW COMMITTEE (PRC)

APPLICATION FOR RECERTIFICATION OF PUBLIC BODY
RCW 39.10 Alternative Public Works Contracting
General Contractor/Construction Manager (GC/CM) and/or Design-Build (DB)

The CPARB PRC will consider recertification applications based upon agency's experience, capability, and success in undertaking Alternative Public Works Contracting utilizing the General Contractor/Construction Manager (GC/CM) and/or Design-Build (DB) project delivery process.
Incomplete applications may delay action on your application.

Identification of Applicant

- a) Legal name of Public Body (your organization):
Central Puget Sound Regional Transit (dba Sound Transit)
- b) Address: **401 S. Jackson Street, Seattle, WA 98104-2826**
- c) Contact Person Name: **Nick Datz**
Title: **Technical Advisor to Procurement and Contracts**
- d) Phone Number: **206-553-5236** E-mail: **nick.datz@soundtransit.org**
- e) Effective Dates of current Certification:
3/28/2019 – 3/28/2022 GC/CM; **5/27/2021 – 5/28/2024** DB
- f) Type of Certification Being Sought GC/CM DB

1. Experience and Qualifications for Determining Whether Projects Are Appropriate for GC/CM and/or DB Alternative Contracting Procedure(s) in RCW 39.10
(RCW 39.10.270 (2)(a)) Limit response to two pages or less.

Provide your agency's processes. If there have been any changes to your agency's processes since certification/re-certification addressing items (a) and (b) below, please submit the revised process chart or list with the reasoning for the changes.

There have not been changes to the processes Sound Transit utilizes when determining an appropriate delivery method for a project. There have been improvements within some of the steps taken, like improved evaluation criteria, stakeholder and technical advisor input, decision-making and accountability.

- (a) The steps your organization takes to determine that use of GC/CM and/or DB is appropriate for a proposed project; and

Sound Transit continues to evaluate delivery methods early in the lifecycle of a project, prior to reaching Preliminary Engineering. This timing allows the project team to develop the project design to an appropriate level for the delivery method selected. Refer to Attachment 1a for a flow-chart that describes Sound Transit's process for determining an appropriate delivery method for each project.

- (b) The steps your organization takes in approving this determination.

Please refer to **Attachments 1b and 1c**. Attachment 1b is a flow-chart that describes Sound Transit's process for approving a delivery method determination for each project. Attachment 1c is Sound Transit's Project Review Request Form, ensuring delivery method selection complies with RCW 39.10 requirements.

Oversight and approval of project delivery selection happens at a couple of different points:

- The first is through our Phase Gate process. The Sound Transit *Phase Gate process* is a multi-disciplinary, multi-department project management process. The various Gates allow the Agency to assemble and review information, project alternatives, the project delivery method, scope, costs, schedule, cash flows, risks and affordability. Project delivery selection review occurs at Gate 2, "Select Delivery Method". The Phase Gate Committee will review the recommended delivery method and identified contract packages from the Contract Packaging Workshop, ensuring the agency is prepared to deliver the project under the proposed delivery method.
- The second point at which a delivery method is reviewed and approved is via the Project Review Request Form. This final review and approval step ensure a project complies with all RCW 39.10 and PRC requirements for the selected delivery method. The approval is completed by the Director of Design and Construction Contracts in the Procurement and Contracts Division.

2. Project Delivery Knowledge and Experience

(RCW 39.10.270 (3)(b)(i)) Limit response to two pages or less.

Please describe your organization's experience in delivering projects under Alternative Public Works in the past three years and summarize how these projects met the statutes in RCW 39.10.

- (a) Include the status of each alternative delivery project *[planned, underway, or completed, projects, start and completion dates, and projected/actual construction cost]*. Describe cost overruns or schedule delay, and any Litigation and Significant Disputes on any Alternative Delivery Project since Previous certification/re-certification.

Please refer to **Attachment 2**, which describes Sound Transit's experience delivering Alternative Public Works Projects.

3. Personnel with Construction Experience Using the Contracting Procedure

(RCW 39.10.270 (3)(b)(ii)) Limit response to two pages or less.

Please provide an updated matrix/chart showing changes in your agency's personnel with management and construction experience using the alternative contracting procedure(s) since the previous certification. Provide a current organizational chart and highlight changes since previous certification/re-certification. Do not include outside consultants.

Please refer to **Attachments 3 and 5**. Attachment 3 describes Sound Transit's personnel with experience delivering GC/CM projects. Attachment 5 is a current organizational chart for Sound Transit.

4. Resolution of Audit Findings on Previous Public Works Projects

(RCW 39.10.270 (3)(c)) Limit response to one page or less.

If your organization had audit findings on **any** public works project since the **PREVIOUS** certification/re-certification application, please specify the project, briefly state those findings, and describe how your organization is resolving them.

Sound Transit has not received any SAO findings on its public works projects.

5. Project Data Collection

Please provide a matrix listing all projects with a total value of greater than \$5 million, including projects with a design agreement or DB agreement awarded within the last 3 years.

This list shall also include projects within the public body's capital plan projected to start within the next three (3) years.

- Project Title
- Description of Project
- Agency's Project Number
- Project Value
- Delivery Method *[DB, or GC/CM - either actual or as-planned]*
- Whether or not project data has been entered into the CPARB Data Collection System? *(RCW 39.10.,320 and .350) [Yes or No; if No, why not?]*
- Is the project complete *[Yes or No]*

Please refer to **Attachment 4**, which identifies all projects with a design agreement or GC/CM agreement awarded since 2018. Sound Transit has not entered any of this data into the CPARB data collection system as there is not a system to enter information. Sound Transit provided GC/CM project information in 2019 when requesting Public Body Re-Certification for GC/CM.

6. **GC/CM Self Performance** *(complete only if requesting GC/CM re-certification)*

Responding to the 2013 Joint Legislative Audit and Review Committee (JLARC) Recommendations is a priority and focus of CPARB.

Please provide GC/CM project information on subcontract awards and payments, and if completed, a final project report. As prepared for each GC/CM project, please provide documentation supporting compliance with the limitations on the GC/CM self-performed work. This information may include, but is not limited to: a construction management and contracting plan, final subcontracting plan and/or a final TCC/MACC summary with subcontract awards, or similar.

Please refer to **Attachment 6** which includes a combination of pay requests with contractor information, reports on subcontracts, subcontract reports, and solicitation responses for Sound Transit's GC/CM and Heavy GC/CM projects.

7. **Subcontractor Outreach**

Please describe your subcontractor outreach and how the public body will encourage small, women and minority-owned business participation.

Sound Transit has been steadfast in its commitment to the inclusion of small and disadvantaged businesses on our projects. We have continued to identify strategies to meaningfully improve and increase opportunities for small and disadvantaged businesses to work on our projects. We recently completed a Disadvantaged Business Enterprises (DBE) Disparity study, which was conducted to evaluate the availability, utilization and any disparities for minority and woman owned businesses working on or seeking to work on Sound Transit projects. We have used the results of the study to focus on program refinements to ensure equitable opportunities on Sound Transit projects. We have partnered with the Washington State Department of Transportation on a Capacity Building Mentorship Program, which pairs small, minority, veteran and women businesses with successful prime contractors and consultants. These mentors provide technical assistance and business advice to strengthen the protégés' capacity to work with our projects. This program, which has been an enormous success, enhances the capabilities and participation of underserved businesses that are able to perform work on transportation-related projects.

Sound Transit also has very robust subcontractor outreach efforts. This includes but is not limited to maintaining an extensive "stakeholder engagement list" which is used to assist in outreach efforts concerning technical assistance offerings; surveying small and large businesses as well as community based small business organizations on training and technical

assistance needed as well as DBE/SB program refinements; encouraging DBE/SB subcontractors in pre-proposal meetings; participation and sponsorship in regional outreach events such the Regional Contracting Forum, Alliance NW, North Puget Sound Business Summit among others; and maintaining active memberships and engagement with organizations such as the AGC Diversity & Inclusion Committee, Tabor 100, National Association of Minority Contractors (NAMC), Construction & Design Entrepreneurs Group (CDE), etc.

Sound Transit's focus has not just been on successfully meeting small and disadvantaged business enterprises goals but also ensuring that the intent of the small and disadvantaged business enterprise program is being met as well.

SIGNATURE OF AUTHORIZED REPRESENTATIVE

In submitting this application, you, as the authorized representative of your organization, understand that the PRC may request additional information about your organization, its construction history, and the experience and qualifications of its construction management personnel. You agree to submit this information in a timely manner and understand that failure to do so may delay action on your application.

PRC strongly encourages all project team members to read the Design-Build Best Practices Guidelines as developed by CPARB, and attend any relevant applicable training. If the PRC approves your request for recertification, you agree to continue to provide data on such projects in accordance with RCW 39.10 data collection criteria covering the complete history of each of these construction projects. You understand that this information is being used in a study by the State to evaluate the effectiveness of the alternative contracting procedure(s). Public Bodies may renew their certification or re-certifications for additional three-year periods provided the current certification has not expired.

Signature:



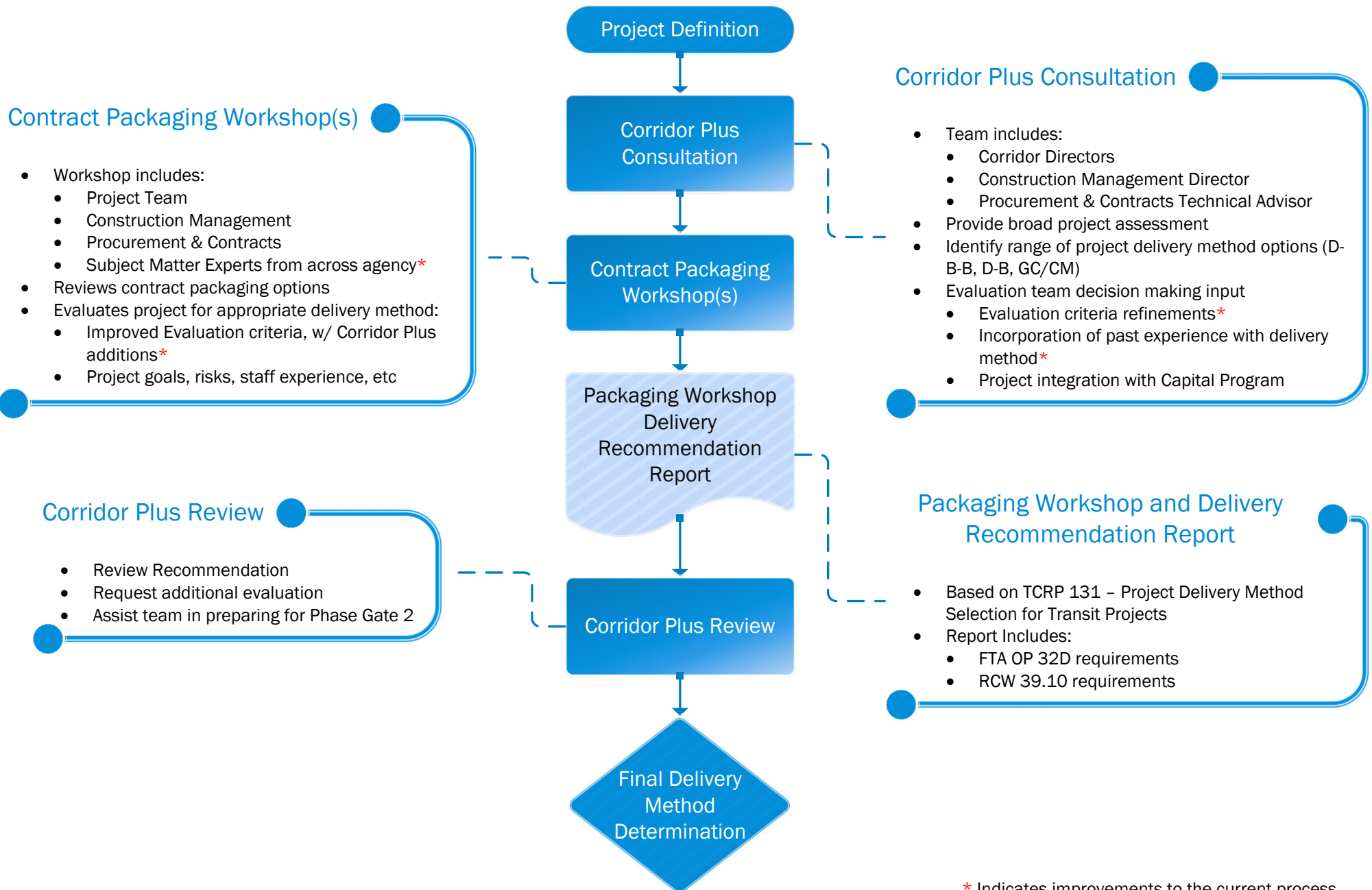
Amanda Lanier on behalf of Nick Datz

Name: *(please print)* NICK DATZ

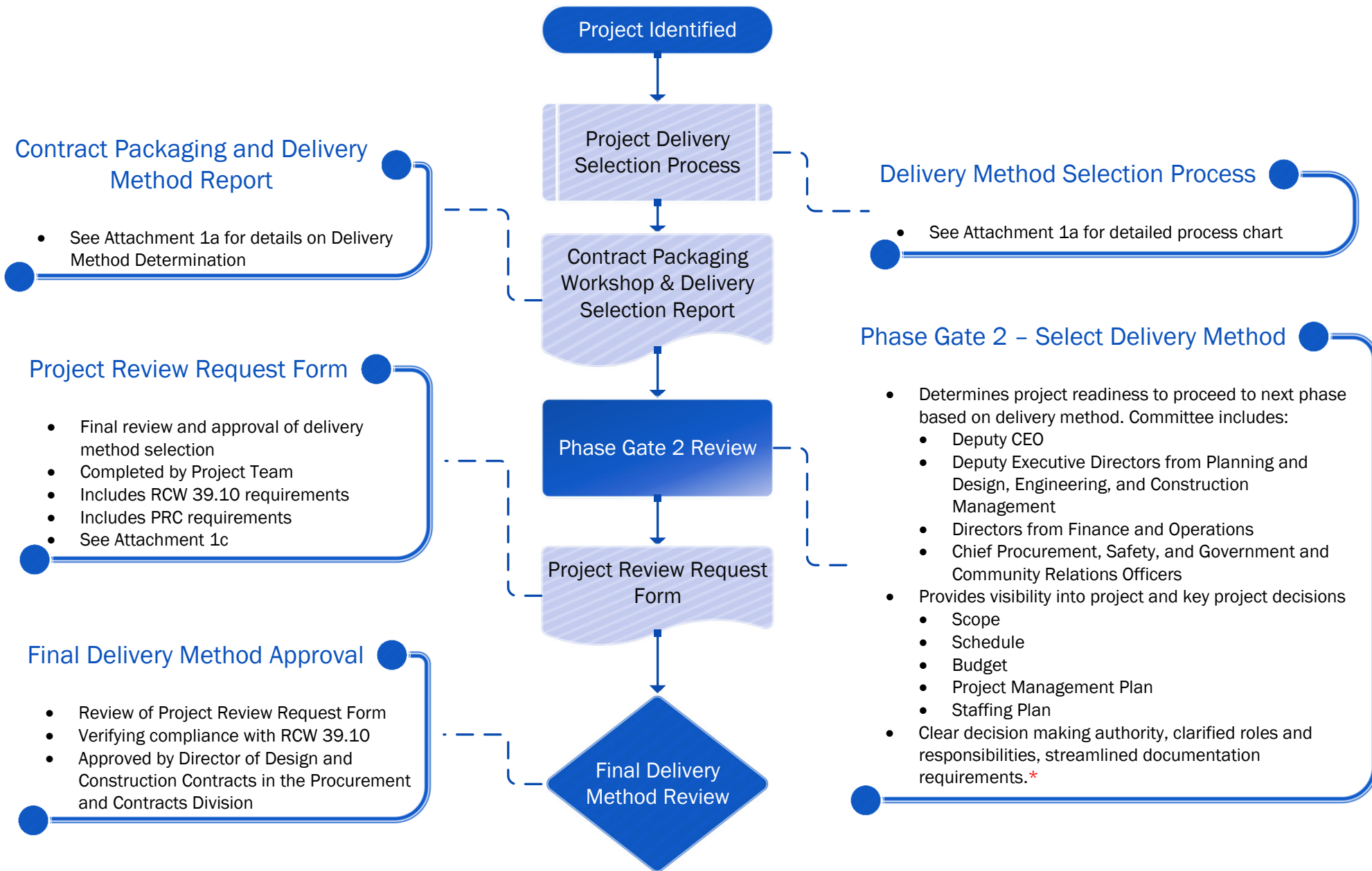
Title: Technical Advisor to Procurement and Contracts

Date: 12/20/2021

Delivery Method Selection Process



Project Delivery Approval Process



* Indicates improvements to the current process

GC/CM CONTRACT REVIEW REQUEST

Contract Title: [Click here to enter text.](#)

Date: [Click here to enter a date.](#)

Construction Manager: [Click here to enter name and extension.](#)

Total Project Cost: [Click here to enter estimated contract amount.](#)

Current Level of Design: [Click here to enter percentage.](#)

Please complete the following and e-mail to the Director of Design and Construction Contracts. Attach additional sheets if necessary.

1. The project meets one of the following requirements in RCW 39.10.340:

- Implementation of the project involves complex scheduling, phasing or coordination;
- The project involves construction at an occupied facility which must continue to operate during construction;
- The involvement of the GC/CM during the design stage is critical to the success of the project;
- The project encompasses a complex or technical work environment
- The project requires specialized work on a building that has historic significance ; or
- The project is, and you elect to procure the projects as, a heavy civil construction project.

2. Brief description of the proposed project:

[Enter a description of the project here](#)

3. Project Budget

[Enter the anticipated project budget](#)

4. Anticipated design and construction schedule:

[Enter the anticipated design and construction milestones here](#)

5. Why is the GC/CM delivery method appropriate for this contract?

[Enter justification for utilizing the GCCM delivery method here](#)

6. How will the use of GC/CM delivery method benefit the public interest?

[Enter public benefit justification here](#)

7. Sound Transit Staff Qualifications. Please identify the proposed Project Director, Construction Manager, Project Controls Lead, and Resident Engineer and list their GC/CM contracting experience or similar complex negotiated construction experience.

[Enter project team and relevant experience here](#)

Submitted By:

Signature

Date

Name and Title

DECM approval:

Signature, Executive Director, DECM

Date

Design and Construction Contracts Use Only

APPROVED – Contract meets RCW requirements, staff are qualified and the GCCM delivery method is appropriate.

DISAPPROVED – Contract does not meet RCW requirements.

NOTES:

Reviewed By:

Signature, Director, Design and Construction Contracts, PCD

Date

ID	Segment	Type	Project Name	CUD	Projected Construction Cost (in Millions)	Actual Construction Cost (in Millions)	Status	Start Date	Construction Substantial Completion	Cost Overruns	Schedule Delay	Litigation or Significant Disputes	RCW 39.10 Criteria
1	Redmond Link	Design Build	Redmond Link Extension	R200	\$732	TBD	Underway	September 2019	2024	NA	NA		Design Build was selected for this project for multiple reasons; schedule improvements, innovation, and cost certainty. The Downtown Redmond Extension project is adjacent to operating facilities that must remain in use such as the interface tie to E360, SR 520 mainline and ramps, Marymoor Park, the Redmond Central Connector trail and nearby businesses. Planning, designing, coordinating, and executing the work in these areas by a single entity will reduce schedule and cost risks while also allowing the greatest opportunity for innovation, especially integrating the stations and alignment into downtown Redmond and Marymoor Park.
2	Federal Way Link	Design Build	Federal Way Link Extension	F200	\$1285	TBD	Underway	June 2019	2024	NA	NA		A single civil and systems design-build delivery was selected for this project because it will provide the best opportunity to maximize the schedule by integrating civil, structural, electrical, mechanical track work, facilities, and systems under a single-point of responsibility. This will also provide better cost certainty and minimize the risk for changes related to complex contractor interfaces between systems and civil. Additionally, There are many design challenges on this project. Utilizing design-build will provide best opportunity for greater innovation and efficiencies between the designer and the builder.
3	Lynnwood Link	Heavy Civil GCCM	Northgate Way to NE 200th St.	L200	\$425	TBD	Underway	January 2019	2024	NA	NA		Heavy Civil GC/CM delivery was selected because the predominant features of the project are infrastructure improvements that involves complex scheduling, phasing, and coordination of the work. The work includes 4.5 miles of light rail guideway, trackwork, two elevated stations, and a 1650 stall parking garage. The GC/CM's input during preconstruction in regards to constructability of extended lengths and height of retained cuts within a very narrow corridor along the I5, and phasing the work in cooperation with WSDOT is critical to the success of the project. During construction, the work requires close coordination with third parties such as the City of Seattle, WSDOT, Shoreline, and KC Metro, and two other GC/CMs.
4	Lynnwood Link	Heavy Civil GCCM	NE 200th St. to Lynnwood Station	L300	\$471	TBD	Underway	January 2019	2024	NA	NA		Heavy Civil GC/CM delivery was selected because the predominant features of the project are infrastructure improvements and because the early involvement of the GC/CM contractor is critical to the success of the project due to the complex scheduling, phasing, and coordination required for this work. The work includes 3.7 miles of light rail guideway, both aerial and retained cut, trackwork, two elevated stations, and two 500 stall parking garages in a narrow corridor within the WSDOT right of way on I5.
5	Link Operations & Maintenance	Design Build	Link Operations & Maintenance Facility: East	M200	\$219	TBD	Underway	November 2017	December 2021	NA	NA		Design Build delivery was selected because the work that requires a single-point of responsibility to Integrate civil, track work, facilities, systems and TOD. The design build approach is critical to the success of the project due complicated facility performance requirements in compressed schedule.
6	East Link	Heavy Civil GCCM	Downtown Bellevue to Spring District	E335	\$228	TBD	Underway	May 2017	December 2022	NA	NA	Station Sub-Contractor asserting a cumulative impact claim from defective design	Heavy Civil GC/CM delivery was selected because the predominant features of the project are infrastructure improvements and because the early involvement of the GC/CM contractor is critical to the success of the project due to the complex scheduling, phasing, and coordination of the work. For example, the work includes project interfaces and complicated handovers with adjacent projects and the SEM Tunnel contractor as well as working in the downtown Bellevue corridor requiring GC/CM input during the design phase as to schedule and project phasing as well as coordination with authorities having jurisdiction.
7	Northgate Link	GCCM	U District Station	N140	\$176	TBD	Underway	April 2017	February 2020	NA	NA		GC/CM delivery was selected because implementation of the project involves complex, scheduling, phasing, coordination where the involvement of the GC/CM is critical during the design phase. N140 U District Station involves complicated scheduling and sequencing relationships with the Systems, Tunnel, and Trackwork contractors. Value engineering and constructability reviews performed by the GC/CM and their EC/CM and MC/CM subcontractors during the design phase are expected to yield cost savings, helping to resolve design, scheduling, sequencing, and interface issues, a substantial benefit to the public.
8	Northgate Link/East Link	Heavy Civil GCCM	Northgate / East Link Systems	N830/E750	\$360	TBD	Underway	March 2017	December 2021	NA	NA		Heavy Civil GC/CM delivery was selected because the predominant features of the project are infrastructure improvements and because the early involvement of the GC/CM contractor is critical to the success of the project due to the high degree of technical competence from the GC/CM contractor to address the complexities of the project, meet schedule constraints, and maintain the budget. For example, the work includes installation of signaling, traction power substations, overhead catenary system (OCS), and communications systems for both the East Link and Northgate Link Projects and along operating roadways. It requires close coordination between the other contractors, Sound Transit, local jurisdictions, utility providers, King County Metro and WSDOT as this contract will interface with more than eight major tunnel/station/track contracts while maintaining uninterrupted railroad operating system throughout the construction phase.
9	East Link	Heavy Civil GCCM	Seattle to South Bellevue	E130	\$665	TBD	underway	February 2017	2023	NA	NA		Heavy Civil GC/CM delivery was selected because the predominant features of the project are infrastructure improvements and because the early involvement of the GC/CM contractor is critical to the success of the project due to the complex scheduling, phasing, and coordination of the work. The E130 project is in the track installation from IDS to South Bellevue that includes 7 miles of rail, 2 station, and seismic retrofits on WSDOT right of way. Most critical to the success of the project will be GC/CM input during preconstruction on the constructability of the "track bridge" component of the project which stabilizes the track so that light rail vehicles can cross the floating bridge without disruption.

ID	Segment	Type	Project Name	CUD	Projected Construction Cost (in Millions)	Actual Construction Cost (in Millions)	Status	Start Date	Construction Substantial Completion	Cost Overruns	Schedule Delay	Litigation or Significant Disputes	RCW 39.10 Criteria
10	Northgate Link	GCCM	Roosevelt Station Finishes	N150	\$152	TBD	Underway	December 2016	December 2021	NA	NA		GC/CM delivery was selected because implementation of the project involves complex, scheduling, phasing, coordination where the involvement of the GC/CM is critical during the design phase. N150 Roosevelt Station involves complicated scheduling and sequencing relationships with the Systems, Tunnel, and Trackwork contractors. Value engineering and constructability reviews performed by the GC/CM and their EC/CM and MC/CM subcontractors during the design phase are expected to yield cost savings, helping to resolve design, scheduling, sequencing, and interface issues, a substantial benefit to the public.
11	East Link	Design Build	SR 520 to Overlake Transit Center	E360	\$225	TBD	Underway	May 2016	September 2019	NA	NA		Design Build delivery was selected because the work includes field constraints requiring highly specialized construction activities for aerial and at grade light rail construction and potential options of rebuilding ramps along SR520. The design build approach is critical to the success of the project and developing the construction methodology due to the complexities of staging, traffic control and minimizing impacts to current users as well as reviewing options to integrate current highway infrastructure with new light rail.
12	Sounder	Design Build	Puyallup Station Parking and Access Improvements	TBD	\$46	TBD	Underway	April 2020	August 2021	NA	NA		Design Build deliveyr method was selected for this project because (a) it is a parking garage as allowed under RCW. 39.10.300 and (b) there is opportunity for project effeciencies leading to an improved delivery schedule.

Attachment 3 - Personnel with Construction Experience

Name	Title	Summary of Experience	Project Name	Project Size (in Millions)	Project Delivery Type	Role During Project Phases				Role Start	Role Finish	
						Planning	Design	Construction	Commissioning, Startup, Closeout			
DESIGN, ENGINEERING & CONSTRUCTION MANAGEMENT (DECM)												
Ron Lewis	Executive Director DECM	32 plus years of experience in the transportation industry in both the public and private sectors, including managing and directing all phases of light rail project delivery.	Sound Transit, Federal Way Link Extension	\$1,285	WA DB	OEX	OEX	OEX		2016	Present	
			Sound Transit, Downtown Redmond Link Extension	\$732	WA DB	OEX	OEX	OEX				
			Sound Transit, Lynnwood Link South	\$471	WA Heavy Civil GC/CM	OEX	OEX	OEX		2013	Present	
			Sound Transit, Lynnwood Link North	\$425	WA Heavy Civil GC/CM	OEX	OEX	OEX		2013	Present	
			Sound Transit, Northgate / East Link Systems	\$350	WA Heavy Civil GC/CM	OEX	OEX	OEX		2013	Present	
			Sound Transit, Operations and Maintenance Facility East	\$220	WA DB	OEX	OEX	OEX	OEX	2016	Present	
			Sound Transit, Northgate Station	\$180	WA Heavy Civil GC/CM	OEX	OEX	OEX		2011	Present	
			Sound Transit, Roosevelt Station	\$130	WA GC/CM	OEX	OEX	OEX		2011	Present	
			Sound Transit, U District Station	\$122	WA GC/CM	OEX	OEX	OEX		2011	Present	
			Sound Transit, Seattle to South Bellevue	\$410	WA Heavy Civil GC/CM	OEX	OEX	OEX		2013	Present	
			Sound Transit, Sounder Yard Expansion	\$12	WA DB	OEX	OEX	OEX	OEX	2015	Present	
			Sound Transit, Sounder Maintenance Base	\$555	WA DB	OEX	OEX	OEX	OEX	2015	Present	
			Sound Transit, Puyallup Station Access Improvements	\$38	WA DB	OEX	OEX	OEX		2016	Present	
			Sound Transit, Downtown Bellevue to Spring District	\$321	WA Heavy Civil GC/CM	OEX	OEX	OEX		2013	Present	
			Sound Transit, SR 520 to Overlake Transit Center	\$225	WA DB	OEX	OEX	OEX		2013	Present	
Sound Transit, South Link Project Airport to S 200th	\$169	WA DB	OCM	OCM	OEX	OEX	2011	2013				
Don Davis	Executive Project Director	Over 30 years experience in the management of public infrastructure projects	Sound Transit, Northgate Station	\$180	WA Heavy Civil GC/CM	OEX	OEX			2013	Present	
			Sound Transit, Roosevelt Station	\$130	WA GC/CM	OEX	OEX			2011	Present	
			Sound Transit, U District Station	\$122	WA GC/CM	OEX	OEX			2011	Present	
			King County, Brightwater Wastewater Treatment Facility	\$250	WA GC/CM		OCM	OCM		2002	2006	
Joe Gildner, PE	Deputy Executive Director - Project Management DECM	Over 20 years experience managing design and construction of light rail systems	Sound Transit, UW Station	\$142	WA GC/CM	OEX	OEX	OEX	OEX	2009	Present	
			Sound Transit, Capitol Hill Station	\$105	WA GC/CM	OEX	OEX	OEX	OEX	2009	Present	
			Sound Transit, University Link Systems	\$119	WA GC/CM	OEX	OEX	OEX		2010	Present	
			Metropolitan Area Express (MAX), Washington Park Station	\$72	OR CM/GC			OENG	OENG	1992	1998	
Sepehr Sobhani	Deputy Project Director - Federal Way Lnk Extension	Over 15 years of project / construction management experience public works and transit projects including both design-build and GCCM projects	Sound Transit, SR 520 to Overlake Transit Center	\$225	WA DB			OCM		2020	2020	
			Sound Transit, Federal Way Link Extension	\$1,285	WA DB		OEX	OEX		2020	Present	
Rod Kempkes, PE	Deputy Project Director - Lynnwood Link	32 years of design and construction experience in transportation and light rail. Experience includes design-build projects as an owner and design consultant. AGC GC/CM training 2015.	Sound Transit, Lynnwood Link South	\$630	WA Heavy Civil GC/CM	OEX	OEX			2013	Present	
			Sound Transit, Lynnwood Link North	\$560	WA Heavy Civil GC/CM	OEX	OEX			2013	Present	
			Sound Transit, South Link Project Airport to S 200th	\$169	WA DB	OCM	OCM			2011	2014	
Madeleine Greathouse	Project Director - DECM	Over 26 years of project/construction management of private sector and public works transit experience and includes both design-build and GCCM projects..	Sound Transit, University Link Maintenance of Way Bdg.	\$12	WA DB	OCM	OCM	OCM	OCM	2013	Present	
			Sound Transit- University Link Capitol Hill Stn.	\$105	WA GC/CM	OCM	OCM			2010	Present	
Jonathan Gabelein	Principal Construction Manager - Bus Rapid Transit & Sounder Line	Over 20 years of project/construction management of private and public works projects, including transit, building, and heavy/civil projects	Sound Transit, Northgate Station	\$180	WA Heavy Civil GC/CM	OCM	OCM	OCM		2013	Present	
			Sound Transit, Roosevelt Station	\$130	WA GC/CM	OCM	OCM			2012	Present	
			Sound Transit, U District Station	\$122	WA GC/CM	OCM	OCM			2012	Present	
Ginger Ferguson	Construction Manager	Over 15 years experience in design and construction management of transportation and transit projects.	Sound Transit, Northgate Station	\$180	WA Heavy Civil GC/CM		OCM			2014	2016	
			Sound Transit, Lynnwood Link South	\$425	WA Heavy Civil GC/CM		OCM			2015	Present	
			Sound Transit, Lynnwood Link North	\$471	WA Heavy Civil GC/CM		OCM			2015	Present	
Tony Raben, PE	Executive Project Director	Over 20 years of experience within the transportation industry in both the public and private sectors, including managing or supporting multiple phases light rail projects.	Sound Transit, Seattle to South Bellevue	\$410	WA Heavy Civil GC/CM	OCM	OCM			2013	Present	
			Sound Transit, Downtown Bellevue to Spring District	\$321	WA Heavy Civil GC/CM	OCM	OCM			2013	Present	
			Sound Transit, SR 520 to Overlake Transit Center	\$242	WA DB	OCM	OCM			2013	Present	
Mark Johnson	Project Director	Over 30 years experience managing and directing design and construction of public works and infrastructure projects including light rail and commuter rail projects; DBIA certified since 2014.	Sound Transit, South 200th Link Extension - Parking Garage	\$30	WA DB	OPM	OPM	OPM		2010	2015	
			Sound Transit, South 200th Link Extension - Airport to S 200th	\$169	WA DB	OPM	OPM			2010	2015	
			Sound Transit, Sounder Yard Expansion	\$12	WA DB	OEX	OEX	OEX	OEX	2015	Present	
			Sound Transit, Sounder Maintenance Base	\$555	WA DB	OEX	OEX			2015	Present	
			Sound Transit, Puyallup Station Access Improvements	\$38	WA DB	OEX	OEX			2016	Present	
			Sound Transit, Sumner Station Access Improvements	\$32	WA DB	OEX	OEX			2016	Present	
			Sound Transit, Auburn Station Access Improvements	\$34	WA DB	OEX				2017	Present	
Sound Transit, Kent Station Access Improvements	\$36	WA DB	OEX				2017	Present				

Attachment 3 - Personnel with Construction Experience

Name	Title	Summary of Experience	Project Name	Project Size (in Millions)	Project Delivery Type	Role During Project Phases				Role Start	Role Finish
						Planning	Design	Construction	Commissioning, Startup, Closeout		
Ken Lee	Senior Project Manager	Over 20 years of design and construction experience on public works and infrastructure projects.	Sound Transit, Sounder Yard Expansion	\$12	WA DB	OPM	OPM	OPM	OPM	2015	Present
			Sound Transit, Sounder Maintenance Base	\$55	WA DB	OPM				2015	Present
			Sound Transit, Puyallup Station Access Improvements	\$38	WA DB	OPM	OPM			2016	Present
			Sound Transit, Sumner Station Access Improvements	\$32	WA DB	OPM	OPM			2016	Present
			Sound Transit, Auburn Station Access Improvements	\$34	WA DB	OPM	OPM			2017	Present
			Sound Transit, Kent Station Access Improvements	\$36	WA DB	OPM	OPM			2017	Present
Chad Brown, PE, DBIA	Deputy Project Director - East Link	Over 20 years of experience delivering public transportation and transit projects using DB, GC/CM delivery methods (9 plus years with ST, 11 plus years with WSDOT)	Sound Transit, U District Station	\$122	WA GC/CM		OCM			2011	Present
			Sound Transit, Capitol Hill Station	\$105	WA GC/CM			OCM	OCM	2009	Present
			WSDOT, I-405, SR 522 to 195th Auxiliary Lane Project	\$30	WA DB		OPM	OPM		2007	2009
			WSDOT, I-405 Renton Stage 2 Widening Project	\$130	WA DB		OPM	OPM		2009	2010
Bob Nichols	Senior Design Manager - PSO	30 years experience in the design and construction of facilities projects delivered through both conventional design-bid-build and alternative project delivery methods.	Sound Transit, Northgate Station	\$180	WA Heavy Civil GC/CM	ODM	ODM			2011	2018
			Sound Transit, Roosevelt Station	\$130	WA GC/CM	ODM	ODM			2011	2018
			Sound Transit, U District Station	\$122	WA GC/CM	ODM	ODM			2011	2018
			Sound Transit, Federal Way Link Extension	\$1,285	WA DB	ODM				2018	Present
Steve Gleaton, PE	Senior Design Manager - PSO	Over 25 years experience in the design and construction of projects with experience in DB and GM/CM delivery methods	Sound Transit, Northgate Station	\$180	WA Heavy Civil GC/CM		ODM	ODM		2011	2018
			Sound Transit, Roosevelt Station	\$130	WA GC/CM		ODM	ODM		2011	2018
			Sound Transit, U District Station	\$122	WA GC/CM		ODM	ODM		2011	2018
			Sound Transit, Federal Way Link Extension	\$1,285	WA DB	ODM				2018	Present
Jeffrey DeMarre	Systems Corridor Design Manager	35 years of design, engineering management, including operation and maintenance management, construction of electrical and electronic systems, including complex people movers and light rail transportation systems, for public and private industry.	Sound Transit, South Link Project Airport to S 200th	\$169	WA DB	ODM				2012	Present
			Sound Transit - Resident Engineer for C802 Signals, C803 Communications, C807 Traction Electrification	\$100	WA GC/CM	OENG	OCM			2008	C802 - 2013 C803 - 2013
			Port of Seattle's Satellite Transit System's Replacement Project at Sea-Tac Airport	\$170	PU DB	OEX				1998	2004
Jon Mihkels, AIA, LEED AP	Project Director - New Facilities	25 years of architectural experience with the design and construction of numerous public sector with numerous alternative procurement methods.	Sound Transit, South 200th Link Extension - Parking Garage	\$30	WA DB	ODM	ODM	ODM		2010	Present
			Sound Transit, South 200th Link Extension - Airport to S 200th	\$169	WA DB	ODM	ODM	ODM		2010	Present
			Sound Transit, Puyallup Station Access Improvements	\$85	WA DB	OEX	OEX	OEX	OEX	2018	Present
			Sound Transit, Operations and Maintenance Facility East	\$220	WA DB	OEX	OEX	OEX		2016	Present
Supriya Kelkar, AIA, LEED AP BD+C, DBIA	Senior Design Manager - PSO	20 years of architectural design and project management experience with design and construction of public works and transportation projects with various project delivery types.	Sound Transit, Maintenance of Way	\$12	WA DB		ODM	ODM		2014	2016
			Sound Transit, East Link E360, SR 520 to Overlake Transit Center	\$225	WA DB		ODM	ODM		2014	Present
			Sound Transit, Operations and Maintenance Facility East	\$220	WA DB		ODM	ODM		2016	Present
			Sound Transit, Downtown Redmond Link Extension	\$732	WA DB		ODM	ODM			
Ben Neeley	Principal Construction Manager - Systems	10 years of project management experience for the Systems Contractor.	Sound Transit, South 200th Link Extension - Airport to S 200th	\$169	WA DB		CON	CON	CON	2013	Present
Mike Bell	Senior, Executive Project Director - East Link	29 years as heavy civil contractor engaged in the delivery of transportation and infrastructure projects throughout the West, including three recent WA State GC/CM projects valued over \$1.3 Billion.	Sound Transit, Seattle to South Bellevue	\$410	WA Heavy Civil GC/CM			OEX		2017	Present
			Sound Transit, Downtown Bellevue to Spring District	\$321	WA Heavy Civil GC/CM			OEX		2017	Present
			Sound Transit, Northgate / East Link Systems	\$362	WA Heavy Civil GC/CM			OEX		2017	Present
Matt Preedy	Director - Construction Management	Over 29 years experience managing and directing design and construction of public infrastructure projects including light rail and commuter rail projects and three recent GC/CM projects valued over \$1.3 Billion.	Sound Transit, Seattle to South Bellevue	\$410	WA Heavy Civil GC/CM			OEX		2015	Present
			Sound Transit, Downtown Bellevue to Spring District	\$321	WA Heavy Civil GC/CM			OEX		2015	Present
			Sound Transit, Roosevelt Station	\$130	WA GC/CM			OEX		2017	Present
Rick Capka	Deputy Project Director - Northgate Link	Over 17 years of experience managing construction of public works infrastructure projects, including light rail projects covering all three project delivery methods (DBB, DB, GCCM) and two recent	Sound Transit, U District Station	\$122	WA GC/CM			OCM		2016	Present
			Sound Transit, Roosevelt Station	\$130	WA GC/CM			OCM		2016	Present
Erik Finley, PE	Senior Civil Engineer	25 years civil engineering experience including heavy civil transpiration and vertical construction	WSDOT, SR500 Thurston Way Interchange	\$25	PU DB	SUBDES	SUBDES	SUBDES		2000	2002
			USACE, JBLM ADA Battalion Facility	\$12	PU DB	SUBDES	SUBDES	SUBDES		2010	2010
			Sound Transit, Lynnwood Link North	\$471	WA Heavy Civil GC/CM		OENG	OENG		2017	Present
			Sound Transit, Northgate Station	\$180	WA Heavy Civil GC/CM	ODM	ODM			2013	Present
			Sound Transit, Roosevelt Station	\$130	WA GC/CM	ODM	ODM			2011	Present
			Sound Transit, U District Station	\$122	WA GC/CM	ODM	ODM			2013	Present

Attachment 3 - Personnel with Construction Experience

Name	Title	Summary of Experience	Project Name	Project Size (in Millions)	Project Delivery Type	Role During Project Phases				Role Start	Role Finish
						Planning	Design	Construction	Commissioning, Startup, Closeout		
Julie Montgomery	Director, Architecture and Art	Over 30 years of architectural experience in planning, design, and construction.	Sound Transit, Federal Way Link Extension	\$1,285	WA DB	ODM	ODM				Present
			Sound Transit, Lynnwood Link	\$896	WA GC/CM		ODM				Present
			Sound Transit, Downtown Redmond Link Extension	\$732	WA DB	ODM	ODM				
			Minnesota Zoo Expansion	\$8.50	GC/CM Minnesota		ODM	ODM			
			Brookfield Zoo, Wild Encounters	\$5.60	GC/CM Illinois		ODM	ODM			
Doug Powell	Principal Architect	30 years experience in the design and construction of facilities projects delivered through both conventional design-bid-build and alternative project delivery methods.	Sound Transit, Northgate Station	\$180	WA Heavy Civil GC/CM	ODM	ODM			2013	Present
			Sound Transit, Roosevelt Station	\$130	WA GC/CM	ODM	ODM			2011	Present
			Sound Transit, U District Station	\$122	WA GC/CM	ODM	ODM			2013	Present
Yvonne Olson	Principal Architect	35 years of design, engineering management, including operation and maintenance management, construction of electrical and electronic systems, including complex people movers and light rail transportation systems, for public and private industry.	Sound Transit, Lynnwood Link South	\$471	WA Heavy Civil GC/CM	ODM	ODM			2015	Present
			Sound Transit, Lynnwood Link North	\$425	WA Heavy Civil GC/CM	ODM	ODM	ODM	ODM	2015	Present
			Casino del Sol Resort Expansion	\$78	AZ GC/CMART	DES	Design	DES	DES	2009	2012
			Station Casinos Red Rock Resort	\$925	NV/DB	DES	DES	DES	DES	2004	2006
			Fountainebleau Resort & Casino	\$3,500	NV/DB	DES	ODM	ODM	NA	2008	2009
			G2 Mixed Use Brunsfield Development	\$1,800	MALAYSIA/DB	DES	DES	DES	NA	2013	2014
			Multiple Microelectronics fab & testing facilities	\$100	USA/DB	DES	DES	CON	CON	1990	1995
			Las Vegas Monorail	\$654	NV/DBB	OEX	OEX	DES	DES	2002	2004
			Henderson Multi-Modal Commuter Rail	\$200	NV/DBB	DES	DES	NA	NA	2002	2004
			K-12 Multiple Educational Facilities	\$10	AZ/DBB	DES	DES	DES	OEX	1990	1998
			Ruffin Gaming Casino (Montreux/Frontier Replacement)	\$1,200	NV/DBB	DES	DES	NA	NA	2006	2007
			MGM Mirage Resorts Design Group Capex	\$350	NV/DBB	ODM	ODM	ODM	ODM	2007	2008
City of Tucson Facilities and Design	\$300	AZ/DBB	ODM	ODM	ODM	ODM	1985	1990			

Attachment 3 - Personnel with Construction Experience

Name	Title	Summary of Experience	Project Name	Project Size (in Millions)	Project Delivery Type	Role During Project Phases				Role Start	Role Finish
						Planning	Design	Construction	Commissioning, Startup, Closeout		
Linneth Riley-Hall, CPPO, DBIA	Executive Project Director, Federal Way Link Extension	Over 15 years in public sector procurement and contract administration, including DB and GC/CM contract administration	Sound Transit, Federal Way Link Extension	\$1,285	WA DB	NA	OEX	OEX	NA	2020	Present
			Sound Transit, Lynnwood Link South	\$471	WA Heavy Civil GC/CM	OPROC	OPROC			2013	Present
			Sound Transit, Lynnwood Link North	\$425	WA Heavy Civil GC/CM	OPROC	OPROC			2013	Present
			Sound Transit, Northgate / East Link Systems	\$350	WA Heavy Civil GC/CM	OPROC	OPROC			2011	Present
			Sound Transit, Northgate Station	\$180	WA Heavy Civil GC/CM	OPROC	OPROC	OPROC		2011	Present
			Sound Transit, Roosevelt Station	\$130	WA GC/CM	OPROC	OPROC			2011	Present
			Sound Transit, U District Station	\$122	WA GC/CM	OPROC	OPROC			2011	Present
			Sound Transit, Seattle to South Bellevue	\$410	WA Heavy Civil GC/CM	OPROC	OPROC			2013	Present
			Sound Transit, Downtown Bellevue to Spring District	\$321	WA Heavy Civil GC/CM	OPROC	OPROC			2013	Present
			Sound Transit, UW Station	\$142	WA GC/CM	OPROC	OPROC	OPROC	OPROC	2009	Present
			Sound Transit, Capitol Hill Station	\$105	WA GC/CM	OPROC	OPROC	OPROC	OPROC	2009	Present
			Sound Transit, University Link Systems	\$119	WA GC/CM	OPROC	OPROC	OPROC		2010	Present
			Sound Transit, Lynnwood Link South	\$471	WA Heavy Civil GC/CM	OPROC	OPROC			2013	Present
Nathan Monroe, PE, DBIA	FWLE Principal Construction Manager	14 years in municipal infrastructure design and construction management	Sound Transit, Lynnwood Link North	\$425	WA Heavy Civil GC/CM	OPROC	OPROC			2013	Present
			Sound Transit, Northgate / East Link Systems	\$350	WA Heavy Civil GC/CM	OPROC	OPROC			2011	Present
			Sound Transit, Northgate Station	\$180	WA Heavy Civil GC/CM	OPROC	OPROC	OPROC		2011	Present
			Sound Transit, Roosevelt Station	\$130	WA GC/CM	OPROC	OPROC			2011	Present
Nathan Galer, PE, LEED-AP	FWLE Deputy Construction Manager	16 years of structural engineering experience with bridges and buildings design, design management, and construction administration	Sound Transit, U District Station	\$122	WA GC/CM	OPROC	OPROC			2011	Present
			Sound Transit, Seattle to South Bellevue	\$410	WA Heavy Civil GC/CM	OPROC	OPROC			2013	Present
			Sound Transit, Downtown Bellevue to Spring District	\$321	WA Heavy Civil GC/CM	OPROC	OPROC			2013	Present
			Sound Transit, UW Station	\$142	WA GC/CM	OPROC	OPROC	OPROC	OPROC	2009	Present
Patrick A. McCormick, PE, LG, LEG, LSIT, DBIA	Deputy Director - Construction Manager	Over 40 years experience in construction including 5-1/2 years in the private sector with geotechnical investigation, material testing, and inspection, over 30 years in public sector with Washington State Department of Transportation which includes program management, surveying, design, construction administration, procurement and contract administration and over 18 years experience in Design-Bid-Build and 15 years in Design-Build and more than 5 years procurement and contract administration experience in public works design-bid-build and Design-Build with Sound Transit.	Sound Transit, Capitol Hill Station	\$105	WA GC/CM	OPROC	OPROC	OPROC	OPROC	2009	Present
			Sound Transit, University Link Systems	\$119	WA GC/CM	OPROC	OPROC	OPROC		2010	Present
			City of Seattle, South Recycling and Disposal Station	\$60	WA DB	OPROC	OPROC	OPROC		2008	2010
			Sound Transit, Federal Way Link Extension	\$ 1.285M	ST DB		OPROC	OPROC		2018	2020
			Sound Transit, SR 520 to Overlake Transit Center	\$225	WA DB	OPROC				2017	2018
Anthony Pooley	Principal Construction Manager	I worked on the Contractor's design team and later as a geotechnical adviser for the Contractor on the Bangkok Metro Initial System Project (Blue Line, South section), 1997-1999. Nine stations and twin bore tunnels. Design Build.	Bangkok Metro Initial System (Blue Line - South Segment)	1.0 B	DB		OPROC		1997	1999	
Chad Frederick	Principal Construction Manager	With 23 years of construction management experience working for private and public owners constructing verticle buildings, data centers, heavy civil, and transit projects utilizing DBB, GC/CM & DB delivery methods.	Santa Clara Valley Medical Center	\$470	Design Build			OPROC	OPROC	2013	2014
Jon Lebo	Deputy Project Director - East Link	32-years experience managing and directing design and construction of fifteen GC/CM projects valued at over \$1.8 B.	Sound Transit, Downtown Bellevue to Sprint District	\$321	WA Heavy Civil GC/CM			OCM		2018	Present
			University of Washington, Student Housing Phases I-IV	\$740	WA GC/CM	OEX	OEX	OEX	OEX	2008	2017
			University of Washington, HUB Student Union Building	\$128	WA GC/CM	OEX	OEX	OEX	OEX	2008	2017
Linda Morud	Construction Manager	Over 28 years of project controls and construction management experience on heavy civil and transportation including light rail and heavy rail transportation facilities and airports, three of which are GC/CM projects valued over \$600 Million.	Sound Transit, U District Station	\$122	WA GC/CM	OCTR	OCTR			2014	2019
			Sound Transit, Roosevelt Station	\$130	WA GC/CM	OCTR	OCTR			2014	2019
			Sound Transit, Northgate / East Link Systems	\$360	WA Heavy Civil GC/CM	OCTR	OCTR			2014	2019
			Sound Transit, Lynnwood Link North	\$471	WA Heavy Civil GC/CM			OCM		2020	Present
Kevin Macfarlane	Construction Manager	Bachelors degree in Civil Engineering and register PE in the state of Washington. Ten years of experience working in engineering, project management, and construction management roles on	U-District Underground Light Rail Station	\$170	WA GC/CM			OPM	OPM	2018	Present
			Roosevelt Underground Light Rail Station	\$170	WA GC/CM			OPM	OPM	2020	Present
			Powell Butte Underground Reservoir	\$100	DBB			CON	CON	2012	2014

Attachment 3 - Personnel with Construction Experience

Name	Title	Summary of Experience	Project Name	Project Size (in Millions)	Project Delivery Type	Role During Project Phases				Role Start	Role Finish
						Planning	Design	Construction	Commissioning, Startup, Closeout		
		public works projects in Washington and Oregon.	City of Orting Public Works Building	\$2	WA DB	PROC				2017	2018

Attachment 3 - Personnel with Construction Experience

Name	Title	Summary of Experience	Project Name	Project Size (in Millions)	Project Delivery Type	Role During Project Phases				Role Start	Role Finish
						Planning	Design	Construction	Commissioning, Startup, Closeout		
Indra Banerjee	Director - Technical Standards & Requirements, PSO	Over 27 years of project/construction management of major public wastewater, transportation and water supply projects in US and overseas	Sound Transit, Operations and Maintenance Facility East	219	WA DB		CM	CM	CM	2017	Present
			ST South Sounder Garages (Puyallup, Sumner, Kent, Auburn)	\$402M	WA DB	CM	CM	CM		2018	Present
			Sounder Maintenance Base	\$170M	WA DB	CM				2019	2020
			Bus Base North	\$190M	WA DB	CM				2019	Present
			Singapore Transit Agency	\$2.5B	Singapore DB		RE	RE	RE	2001	2006
			Singapore CMC Waste Water Project	\$3.4B	Singapore DB		FE	FE	FE	1997	2001
Marlon Herrera, PMP, ENV SP	Deputy Construction Manager	Over 5 years of project/construction management experience on major public works projects.	Sound Transit OMF East	\$219	WA DB	OPM	OPM	OPM	OPM	2018	Present
			WSDOT SR 99 Bored Tunnel	1.396B	WA DB			OPM	OPM	2015	2018
Rick Sarkany	Construction Manager	Over 14 years of project/construction management of private and public works projects, including transit, building, and heavy/civil projects	DB ST Sounder Yard Expansion	15M	ST DB	CM/PRECON	2017	2017-2019	2019	2017	2019
			DB Puyallup Garage	85M	ST DB	CM/PRECON	2017	2019		2017	Present
			DB Sumner Garage	70M	ST DB	CM/PRECON	2017			2017	Present
			DB Kent Garage	130M	ST DB	CM/PRECON	2019			2019	Present
			DB Auburn Garage	117M	ST DB	CM/PRECON	2019			2019	Present
			DB BRT Bus Base North	160M	ST DB	CM/PRECON	2019			2019	Present
Kent Ng, PE	Senior Quality Engineer	20 years of design and construction experience in light rail. Experience includes design-bid-build and design-build projects. DBIA training 2014. 12 additional years experience in design and manage public works projects.	Sound Transit, Initial Link - C700 Segment	\$41	DBB	PM	PM	CM	CM	2000	2006
			Sound Transit, Airport Link Extension (C420, C430R)	\$152	DBB			CM	CM	2006	2009
			Sound Transit, S. 200th Link Extension Airport to S 200th (\$440)	\$169	WA DB		ODM	ODM	ODM	2009	2015
			Sound Transit, Federal Way Link Extension (FWLE)	\$1,285	WA DB	ODM	ODM			2015	2018
Yuki Seda-Kane, Architect, LEED BD+C,	Architect	12 years in the private sector with including some DB and GC/CM, 1 year in the public sector in DB project delivery	Sound Transit, Federal Way Link Extension	\$1,285	DB	DM	DM			2016	Present
			Sound Transit, Sounder Yard Expansion	\$13	DB			DM	DM	2016	2017
			Muckleshoot Early Childhood Education Center		DB	Design	Design	Design	Design	2008	2009
Craig DeLalla	Director, Systems Engineering & Integration	9 years of experience in transportation specializing in systems engineering and project management	Sound Transit, South Link Project Airport to S 200th	\$169	WA DB	OREP	OREP			2010	Present
			Sound Transit, Operations and Maintenance Facility - East	\$219	WA DB	OREP	OREP			2010	Present
Kurt Kiefer	Project Manager	Over 25 years of experience developing works of public art for public agencies and private clients. Specific experience in project planning, procurement, contract development and management, construction management and facilities management.	Sound Transit, DBB East Link Extension Stations	\$3	DBB	OPM	OPM	OCM	OPM	2015	Present
			Sound Transit, WA DB East Link Extension Stations	\$2	WA DB	OPM	OPM	OCM	OPM	2015	Present
			Sound Transit, WA GC/CM East Link Extension Stations	\$2	WA GC/CM	OPM	OPM	OCM	OPM	2015	Present
			Sound Transit, all Northgate Link Extension Stations	\$3	DBB	OPM	OPM	OCM	OPM	2015	Present
			Sound Transit, all Lynnwood Link Extension Stations	\$4	DBB	OPM	OPM	OCM	OPM	2015	Present
			Sound Transit, Federal Way Link Extension planning	\$3	WA DB	OPM	OPM	OCM	OPM	2015	Present
			Sound Transit, all Tacoma Link Extension	\$1	DBB	OPM	OPM	OCM	OPM	2015	Present
			University of Washington, Seattle Campus Capital Projects	\$3	DBB	OPM	OPM	OCM	OPM	1993	2011
			University of Washington, Tacoma Campus Phase 1 & 2	\$1	DBB	OPM	OPM	OCM	OPM	1995	2011
			University of Washington, Bothell Campus Phase 1	\$1	DBB	OPM	OPM	OCM	OPM	1995	2011
			Vulcan, Inc, various South Lake Union development projects	\$2	DBB	OPM	OPM	OCM	OPM	2005	2010
CenturyLink Field Design and Construction	\$2	DBB	OPM	OPM	OCM	OPM	2000	2002			
Kerry Pihlstrom, PE	Chief Engineer	Over 20 years experience as engineer and manager on DBB and DB projects. 7 years in consultant industry working on large scale DB programs.	Jacobs, I-25 Southeast Corridor DB Project, Southeast Corridor Constructors, I-75 Peace River Project (FL), I-95 Bridge Widening (FL); I-15 Reconstruction, UDOT, (UT)		DB		PM	PM		1998	2004
			WSDOT, SR520 I-5 Medina	\$700	DB		PM	PM		2010	2016
Hank Howard, PE	Senior Civil Engineer	Over 35 years of experience in the transportation industry in both the public and private sectors, including managing the design and construction of multiple transportation-related	Sound Transit, E360	\$225	WA DB		OPM	OPM		2016	Present
			East Link Extension – E320, E335, E340		GC/CM and DB		OENG	OENG		2016	2019
			Sound Transit, OMF East	\$219	DB		OENG	OENG		2017	2019
			Sound Transit, Downtown Redmond Link Extension	\$732	DB		OENG	OENG		2019	Present

Attachment 3 - Personnel with Construction Experience

Name	Title	Summary of Experience	Project Name	Project Size (in Millions)	Project Delivery Type	Role During Project Phases				Role Start	Role Finish
						Planning	Design	Construction	Commissioning, Startup, Closeout		
Peter Beckford, PE	Senior Civil Engineer	Over 15 years experience in the design and construction of infrastructure projects in the public sector including rail transit delivered by both conventional design-bid-build and alternative project delivery methods. Served as Engineering Design Lead through entire D/B process for Heavy Rail project.	Sound Transit, Sounder Yard Expansion	\$12	WA DB		ODM			2015	2017

Attachment 3 - Personnel with Construction Experience

Name	Title	Summary of Experience	Project Name	Project Size (in Millions)	Project Delivery Type	Role During Project Phases				Role Start	Role Finish
						Planning	Design	Construction	Commissioning, Startup, Closeout		
Moises Gutierrez, PE	Executive Director, PSO	20 years experience leadership/program and project management/general analysis and design/contract document preparation/construction support and oversight/systems integration/quality assurance and control/business development/outstanding client and customer relationship skills.	Sound Transit, South 200th Link	\$169	WA DB		ODM	ODM	ODM	2016	2017
			California High Speed Rail Project, Construction Package 1	\$1,000	CA DB		ODM			2013	2016
Kim Wong, EIT	Manager - ROW	Over 25 years of civil engineering experience and 19 years of experience on light rail projects which include DBB, GCCM and DB project delivery methods	Sound Transit, South 200th Link Extension - Airport to S 200th (\$440)	\$169M	DB	OREP	OREP	OREP		2010	2016
			Sound Transit, South 200th Link Extension - Parking Garage (\$445)	\$30M	DB	OREP	OREP	OREP		2011	2016
			Federal Way Link Extension	\$1,285	DB	OREP	OREP	OREP		2013	Present
Ayhan Utkan, SE, PE, PMP, LEED BD+C,	Senior Design Manager - PSO	Over 20 years of engineering and construction experience in the public and private sector, including experience in DB and GC/CM.	Panama Canal Third Set of Locks	\$4.0B	DB		ODM			2012	2016
			Tanap Natural Gas Compressor and Meterin Stations	\$1.1B	DB		OENG	OCTR	ODM	2016	2017
			Sound Transit, Northgate Station	\$180	WA Heavy Civil GC/CM			ODM	ODM	2018	Present
			Sound Transit, Roosevelt Station	\$130	WA GC/CM			ODM	ODM	2018	Present
			Sound Transit, U District Station	\$122	WA GC/CM			ODM	ODM	2018	Present
			Sound Transit, Federal Way Link Extension	\$1,285	DB		ODM	ODM		2020	Present
			Sound Transit, Lynnwood Link South	\$471	WA Heavy Civil GC/CM	OENG	OENG			2013	2017
Jason Bailey, PE	Engineering Manager -Track	Over 25 years of experience within the transportation industry in both the public and private sectors, including managing or supporting multiple phases light rail projects.	Sound Transit, Lynnwood Link North	\$471	WA Heavy Civil GC/CM	OENG	OENG			2013	2017
			Sound Transit, South 200th Link Extension - Airport to S 200th	\$169	WA DB	OENG	OENG	OENG	OENG	2011	2016
			Sound Transit, Downtown Bellevue to Spring District	\$321	WA Heavy Civil GC/CM	OENG	OENG	OENG		2012	Present
			Sound Transit, Seattle to South Bellevue	\$410	WA Heavy Civil GC/CM	OENG	OENG	OENG		2012	Present
			Sound Transit, SR 520 to Overlake Transit Center	\$242	WA DB	OENG	OENG	OENG		2012	Present
			Sound Transit, University Link Systems	\$119	WA GC/CM	OENG	OENG	OENG	OENG	2010	2016
			Sound Transit, OMF East	\$219	WA DB	OENG	OENG			2015	Present
			Sound Transit, Downtown Redmond Link Extension	\$732	WA DB	OENG				2017	Present
			Sound Transit, Federal Way Link Extension	\$1,285	WA DB	OENG				2017	Present
Mike Bulzomi, SR/WA	Deputy Director - Project Delivery	20 years of experience in the Right of Way/Real Property field, managing and directing the acquisition of real property for infrastructure projects, and the relocation of people and businesses displaced by those projects. All project experience includes support of construction activities.	Sound Transit, Federal Way Link Extension	\$3000+	WA DB	OREP	OREP	OREP		2017	present
			Sound Transit, East Link Extension								
			Sound Transit, South Link Extension								
			Sound Transit, East Link Extension								
Brian Barson, PMP, CPPB, DBIA	Sr. Project Manager, Federal Way Link Extension	Over 25 years of construction and project management experience including 6 years of public procurement and contracting experience with DB & GC/CM Procurement and contract administration	Sound Transit, SR 520 to Overlake Transit Center	\$242	WA DB	OPROC	OPROC	OPROC		2013	Present
			Sound Transit, University Link Systems	\$119	WA GC/CM			OPROC		2014	Present
			Sound Transit, Northgate / East Link Systems	\$360	WA Heavy Civil GC/CM	OPROC		OPROC		2016	Present
			Sound Transit, Federal Way Link Extension	\$1,285	WA DB	OPROC	OPM	OPM		2017	Present
DECM PROJECT CONTROLS			Sound Transit, Lynnwood Link South	\$471	WA Heavy Civil GC/CM	OEX	OEX			2013	Present
			Sound Transit, Lynnwood Link North	\$425	WA Heavy Civil GC/CM	OEX	OEX			2013	Present
			Sound Transit, Northgate / East Link Systems	\$350	WA Heavy Civil GC/CM	OEX	OEX			2013	Present
			Sound Transit, Northgate Station	\$180	WA Heavy Civil GC/CM	OEX	OEX			2011	Present
			Sound Transit, Roosevelt Station	\$130	WA GC/CM	OEX	OEX			2011	Present
			Sound Transit, U District Station	\$122	WA GC/CM	OEX	OEX			2011	Present
			Sound Transit, Seattle to South Bellevue	\$410	WA Heavy Civil GC/CM	OEX	OEX			2013	Present
			Sound Transit, Downtown Bellevue to Spring District	\$321	WA Heavy Civil GC/CM	OEX	OEX			2013	Present
			Sound Transit, UW Station	\$142	WA GC/CM	OEX	OEX	OEX	OEX	2009	2017
			Sound Transit, Capitol Hill Station	\$105	WA GC/CM	OEX	OEX	OEX	OEX	2009	2017
Aniekan Usoro, PMP, CCP, AVS	Deputy Executive Director - Project Controls	Over 25 years of project/construction management of private and public works projects, including transit, building, and heavy/civil projects	Sound Transit, Lynnwood Link South	\$471	WA Heavy Civil GC/CM	OEX	OEX			2013	Present
			Sound Transit, Lynnwood Link North	\$425	WA Heavy Civil GC/CM	OEX	OEX			2013	Present
			Sound Transit, Northgate / East Link Systems	\$350	WA Heavy Civil GC/CM	OEX	OEX			2013	Present
			Sound Transit, Northgate Station	\$180	WA Heavy Civil GC/CM	OEX	OEX			2011	Present
			Sound Transit, Roosevelt Station	\$130	WA GC/CM	OEX	OEX			2011	Present
			Sound Transit, U District Station	\$122	WA GC/CM	OEX	OEX			2011	Present
			Sound Transit, Seattle to South Bellevue	\$410	WA Heavy Civil GC/CM	OEX	OEX			2013	Present
			Sound Transit, Downtown Bellevue to Spring District	\$321	WA Heavy Civil GC/CM	OEX	OEX			2013	Present
			Sound Transit, UW Station	\$142	WA GC/CM	OEX	OEX	OEX	OEX	2009	2017

Attachment 3 - Personnel with Construction Experience

Name	Title	Summary of Experience	Project Name	Project Size (in Millions)	Project Delivery Type	Role During Project Phases				Role Start	Role Finish
						Planning	Design	Construction	Commissioning, Startup, Closeout		
			Sound Transit, University Link Systems	\$119	WA GC/CM	OEX	OEX	OEX		2010	2017
Adam Strutynski, PMP, PSP, AVS, PMI-RMP	Director, Estimating, Scheduling, Risk & VE, Design Engineering and Construction Management	29 years of project and construction management experience, specifically in the management, development and implementation of cost and schedule controls, risk management and value engineering	Sound Transit, Lynnwood Link South	\$425	WA Heavy Civil GC/CM	OCTR				2013	Present
			Sound Transit, Lynnwood Link North	\$471	WA Heavy Civil GC/CM	OCTR				2013	Present
			Sound Transit, Northgate Station	\$180	WA Heavy Civil GC/CM	OCTR	OCTR			2011	Present
			Sound Transit, Roosevelt Station	\$130	WA GC/CM	OCTR	OCTR			2011	Present
			Sound Transit, U District Station	\$122	WA GC/CM	OCTR	OCTR			2011	Present
			Sound Transit, UW Station	\$142	WA GC/CM	OCTR	OCTR	OCTR	OCTR	2009	Present
			Sound Transit, Capitol Hill Station	\$105	WA GC/CM	OCTR	OCTR	OCTR	OCTR	2011	Present
			City of Kent, Kent Event Center	\$75	WA GC/CM		OCTR	OCTR	OCTR	2007	2009
			City of Seattle, Fire Station/Emergency Operations and Command Center	\$44	WA GC/CM		OCTR	OCTR	OCTR	2005	2008
			City of Seattle, Fire/Police Joint Training Center	\$38	WA GC/CM		OCTR	OCTR	OCTR	2004	2007
			City of Seattle, City Hall	\$72	WA GC/CM		OCTR	OCTR	OCTR	1999	2003
			City of Seattle, Justice Center/Police Headquarters	\$92	WA GC/CM		OCTR	OCTR	OCTR	1999	2002
Wit Ekman	Project Controls Manager	20 years of procurement/contract administration, engineering and construction management experience in private and public sectors.	Sound Transit, Seattle to South Bellevue	\$410	WA Heavy Civil GC/CM	OCTR	OCTR			2013	Present
			Sound Transit, Downtown Bellevue to Spring District	\$321	WA Heavy Civil GC/CM	OCTR	OCTR			2013	Present
			Sound Transit, SR 520 to Overlake Transit Center	\$242	WA DB	OCTR	OCTR			2013	Present

Attachment 3 - Personnel with Construction Experience

Name	Title	Summary of Experience	Project Name	Project Size (in Millions)	Project Delivery Type	Role During Project Phases				Role Start	Role Finish	
						Planning	Design	Construction	Commissioning, Startup, Closeout			
Anita McConnell	Project Controls Supervisor	23 years of project control and construction management experience for public works projects in the public agencies and in private industry.	Sound Transit, South 200th Link Extension - Parking Garage	\$30	WA DB	OCTR	OCTR	OCTR	OCTR	2013	2017	
			Sound Transit, South 200th Link Extension - Airport to S 200th	\$169	WA DB	OCTR	OCTR	OCTR	OCTR	2011	Present	
			Sound Transit, Operation Maintenance Facility East (M200) - Operation Maintenance Facility East	\$219	WA DB	OCTR	OCTR	OCTR			2016	2017
			Sounder Commuter Rail Kent Station Parking Garage	\$10	WA DB			CM	CM		2000	2003
Andrea Forderer	Director, Project Control Delivery and Reporting	15 years experience leading design and construction project controls on highway and light rail projects, including two GC/CM projects valued over \$1.5 Billion.	Sound Transit, Lynwood Link South	\$471	WA Heavy Civil GC/CM	OEX	OEX			2013	Present	
			Sound Transit, Lynwood Link North	\$425	WA Heavy Civil GC/CM	OEX	OEX			2013	Present	
Juan Gonzales	Project Controls Supervisor	10+ years of design and construction management experience on public works projects	Sound Transit, UW Station	\$142	WA GC/CM		OCTR	OCTR	OCTR	2011	Present	
			Sound Transit, Capitol Hill Station	\$105	WA/GC/CM	OCTR	OCTR	OCTR	OCTR	2009	Present	
Peter Lam	Project Control Manager	20 years of procurement/contract administration, engineering, risk management and construction cost management experience	Sound Transit, UW Station	\$151	WA/GC/CM			OCTR	OCTR	2010	2017	
			Sound Transit, Capitol Hill Station	\$116	WA/GC/CM			OCTR	OCTR	2010	2017	
			Sound Transit, University Link Systems Alignment	\$123	WA/GC/CM			OCTR	OCTR	2010	2017	
			Sound Transit, Maintenance of Way Building	\$13	DB			OCTR	OCTR	2010	2017	
			Sound Transit, E130 Segment (Floating Bridge/Tunnel/Guideway & 2 Stations)	\$666	WA Heavy Civil GC/CM				OCTR		2015	Present
			Sound Transit, E335 Segment (Guideway and 4 Stations)	\$397	WA Heavy Civil GC/CM				OCTR		2015	Present
			Sound Transit, East Link Systems Alignment	\$256	WA Heavy Civil GC/CM				OCTR		2015	Present
			Sound Transit, E360 Segment (Guideway, Pedestrian bridges, 2 stations)	\$225	DB				OCTR		2015	Present
			Sound Transit, Operation & Maintenance Facility - East	\$219	DB				OCTR		2017	Present
Brian Ellingson	Schedule Engineer Manager	20 years of design and construction management experience	Sound Transit, South 200th Link Extension - Parking Garage (\$445)	\$30M	WA DB		OCTR	OCTR	OCTR	2013	2016	
			Sound Transit, South 200th Link Extension - Airport to S 200th (\$440)	\$169M	WA DB		OCTR	OCTR	OCTR	2012	2016	
			Sound Transit, Sounder Yard Expansion	\$12M	WA DB		OCTR	OCTR	OCTR	2014	2017	
			Sound Transit, Maintenance of Way Building	\$16M	WA DB		OCTR	OCTR	OCTR	2013	2016	
			Sound Transit/Federal Way Link Extension	\$1,285	WA DB		OCTR	OCTR	OCTR	2017	Present	
			WSDOT, SR 519 Phase 2	\$70M	WA DB		OCTR	OCTR	OCTR	2008	2009	
			Sound Transit, Capitol Hill Station	\$105M	WA GC/CM		OCTR	OCTR	OCTR	2011	2016	
			Sound Transit, University Link Extension Train Systems and Track	\$120M	WA GC/CM		OCTR	OCTR	OCTR	2011	2016	
			Sound Transit, UW Station	\$141M	WA/GC/CM		OCTR	OCTR	OCTR	2009	2016	
OPERATIONS & MAINTENANCE												
Paul Denison	Deputy Executive Director - Transportation & Maintenance	Over 40 years' experience in public and private sector transportation and maintenance including bus operations. Agency Rail Oversight Manager for the DB of the Minneapolis Hiawatha Line including PM for the 90M LRV procurement contract. End user and customer for the last Sound Transit DB contracts; Angle Lake Link extension and the Forest Street MOW building. In-depth experience in integrated testing for vehicles, systems and safety certification. General Manager for a heavy rail operating contractor.	Minneapolis Hiawatha Line	\$715	MN DB				OPM	2001	2006	
			Sound Transit, South 200th Link Extension - Airport to S 200th	\$169	WA DB				OPM	2007	Present	
			Sound Transit, Capitol Hill Station	\$105	WA DB				OPM	2007	Present	
			Sound Transit, UW Station	\$142	WA GC/CM					2007	Present	
			Sound Transit, Maintenance of Way Base	\$16	WA DB					2007	Present	
Marie Olson	Executive Operations Director, Transit Expansion	15 years experience in Operations specializing in transportation, managing rail fleet plans, overseeing rail staffing, training, rules, & procedures, and planning pre-revenue & simulated service phases. Includes South 200th & U Link Extensions.	Sound Transit, South 200th Link Extension - Airport to S 200th	\$169	WA DB				OPM	2014	Present	
			Sound Transit, Capitol Hill Station	\$105	WA/GC/CM				OPM	2014	Present	
			Sound Transit, UW Station	\$142	WA GC/CM				OPM	2014	Present	
Allison Dobbins, PMP	Corridor Operations Director	30 years of experience managing transportation projects through planning, design and construction phases and into operations. Provide project oversight to ensure that the agency's operability, maintainability and passenger experience goals are met during planning, design and	Sound Transit, Federal Way Link Extension	\$1,285	WA DB		OREP	OREP	OREP	2018	Present	
			Sound Transit, Operations and Maintenance Facility South	\$700	TBD	OREP				2018	Present	
			Sound Transit, Tacoma Dome Link Extension	TBD	TBD	OREP				2018	Present	
			Sound Transit, Hilltop Tacoma Link Extension	\$252	DBB		OREP	OREP	OREP	2020	Present	

Attachment 3 - Personnel with Construction Experience

Name	Title	Summary of Experience	Project Name	Project Size (in Millions)	Project Delivery Type	Role During Project Phases				Role Start	Role Finish
						Planning	Design	Construction	Commissioning, Startup, Closeout		
		experience goals are met during planning, design and construction.	Sound Transit, Operations and Maintenance Facility North	\$700	TBD	OREP				2020	Present
Theresa Nagle, PMP, Assoc. DBIA	Senior Program Manager - Operations Design Review	Over 30 years of combined experience in design and management of transportation projects through planning, design and construction phases and into operations. Provide project review to ensure that the agency's operability, maintainability and passenger experience goals are met during planning, design and construction.	Sound Transit, Federal Way Link Extension	\$1,285	WA DB		OREP	OREP	OREP	2019	Present
			Sound Transit, Seattle to South Bellevue	\$410	WA Heavy Civil GC/CM			OREP	OREP	2018	2020
			Sound Transit, Downtown Bellevue to Spring District	\$321	WA Heavy Civil GC/CM			OREP	OREP	2018	2020
			Sound Transit, SR 520 to Overlake Transit Center	\$225	WA DB			OREP	OREP	2018	2020
			Sound Transit, Operations and Maintenance Facility East	\$220	WA DB			OREP	OREP	2018	2020
			Sound Transit, DRLE	\$550	WA DB	PM				2016	2018
			Sound Transit, Lynnwood Link	\$896		PM				2013	2015
			BNSF, Telecommunications Building Retrofit	\$1	DB	PM	PM	PM		2011	2013
			Sound Transit, UW Station	\$142	WA GC/CM		PM			2008	2010
			Sound Transit, Capitol Hill Station	\$105	WA GC/CM		PM			2008	2010
			Sound Transit, University Link Systems	\$119	WA GC/CM		PM			2008	2010

Attachment 3 - Personnel with Construction Experience

Name	Title	Summary of Experience	Project Name	Project Size (in Millions)	Project Delivery Type	Role During Project Phases				Role Start	Role Finish
						Planning	Design	Construction	Commissioning, Startup, Closeout		
Mike Rayburn	Manager, Operations Design Review	25 years private sector experience, both as design architect and as owner representative. 8 years federal and local public sector including 5 years transit.	Multiple big-box retail with structural D-B component	\$10	Private sector D-B	OPM	OPM	OPM	OPM	2000	2005
			Olive 8 mixed use high-rise tower with MEP D-B component	\$180	Private sector D-B	DES	DES	DES		2005	2009
			Ketchikan Federal Bldg New Biomass Heating System	\$5	DB	OREP	OREP	OREP	OREP	2010	2011
			TOK Border Station upgrades	\$1	DB	OREP	OREP	OREP		2010	2011
			Seattle Federal Courthouse Fire System Upgrades	\$1	DB	OREP	OREP	OREP	OREP	2009	2009
			Blaine Border Station Fire Alarm System Upgrades	\$1	DB	OREP	OREP	OREP	OREP	2012	2012
			Various Sound Transit Capital Repair Projects	\$1	WA DB	OPM	OPM	OPM	OPM	2016	2018
SAFETY & QUALITY ASSURANCE											
Matthew Mitchell, CSP	Manager - Transportation Safety & Security	8 years public and private project management and safety experience, including DB and railroad safety management	Sound Transit, E360, Overlake Village to Overlake Transit Center Extension	\$250M	WA DB	OREP	OREP	OREP	OREP	2017	Present
			Sound Transit, Maintenance of Way Building - East	\$12M	WA DB	OREP	OREP	OREP	OREP	2017	Present
			Sound Transit, South Bellevue (E320)	\$321	DBB	OREP	OREP	OREP	OREP	2017	Present
			Sound Transit, Downtown Bellevue Tunnel (E330)	\$121	DBB	OREP	OREP	OREP	OREP	2017	Present
			Sound Transit, Downtown Bellevue to Spring District (E335)	\$265M	WA GC/CM	OREP	OREP	OREP	OREP	2017	Present
			Sound Transit, Bel-Red (E340)	\$93	DBB	OREP	OREP	OREP	OREP	2018	Present
BNSF Railways, La Pine, Oregon Grade Separation	\$10M	OR CM/GC	OREP	OREP	OREP	OREP	2015	2017			
PROCUREMENT & CONTRACTS											
Ted Lucas, JD, CPPO	Chief Procurement and Contracts Officer	Over 25 years in public sector procurement and contracts, delivering many project under the Design-Build and GCCM delivery methods.	Sound Transit, Federal Way Link Extension	\$1,285	WA DB	OPROC	OPROC	OPROC		2016	Present
			Sound Transit, Downtown Redmond Link Extension	\$732	WA DB	OPROC	OPROC	OPROC			
			Sound Transit, Lynnwood Link South	\$471	WA Heavy Civil GC/CM	OPROC	OPROC	OPROC		2013	Present
			Sound Transit, Lynnwood Link North	\$425	WA Heavy Civil GC/CM	OPROC	OPROC	OPROC		2013	Present
			Sound Transit, Northgate / East Link Systems	\$350	WA Heavy Civil GC/CM	OPROC	OPROC	OPROC		2013	Present
			Sound Transit, Operations and Maintenance Facility East	\$220	WA DB	OPROC	OPROC	OPROC	OPROC	2016	Present
			Sound Transit, Northgate Station	\$180	WA Heavy Civil GC/CM	OPROC	OPROC	OPROC		2011	Present
			Sound Transit, Roosevelt Station	\$130	WA GC/CM	OPROC	OPROC	OPROC		2011	Present
			Sound Transit, U District Station	\$122	WA GC/CM	OPROC	OPROC	OPROC		2011	Present
			Sound Transit, Seattle to South Bellevue	\$410	WA Heavy Civil GC/CM	OPROC	OPROC	OPROC		2013	Present
			Sound Transit, Souder Yard Expansion	\$12	WA DB	OPROC	OPROC	OPROC	OPROC	2015	Present
			Sound Transit, Souder Maintenance Base	\$555	WA DB	OPROC	OPROC	OPROC	OPROC	2015	Present
			Sound Transit, Puyallup Station Access Improvements	\$38	WA DB	OPROC	OPROC	OPROC		2016	Present
			Sound Transit, Downtown Bellevue to Spring District	\$321	WA Heavy Civil GC/CM	OPROC	OPROC	OPROC		2013	Present
			Sound Transit, SR 520 to Overlake Transit Center	\$225	WA DB	OPROC	OPROC	OPROC		2013	Present
Sound Transit, South Link Project Airport to S 200th	\$169	WA DB	OPROC	OPROC	OPROC	OPROC	2011	2013			
Amanda Lanier (Mazzuca), CPPO, Assoc. DBIA	Design & Construction Contracts Director	20 years of government project management (5) and procurement and contract management (15) with experience in the RCW 39.10 alternative project delivery methods of General Contractor/Construction Manager (GC/CM); Progressive Design-Build (PDB); Traditional Design-Build (DB); and Job Order Contracting (JOC). Plus, Building Engineering Systems selection in RCW 39.04.290 and competitive negotiation authorized by RCW 39.04.270 to design & install an advanced meter system. RFX to analyze the feasibility of public-private partnership (P3) transit-oriented development (TOD).	Port of Seattle, International Arrivals Facility	\$900	Progressive DB	OPROC	OPROC	OPROC		2014	2016
			Port of Seattle, North Satellite Expansion Program	\$659	GC/CM with ECCM and MCCM	OPROC	OPROC	OPROC		2014	2016
			Port of Seattle, Alternative Utility Facility	\$36	WA GC/CM	OPROC	OPROC			2015	2016
			Port of Seattle, Concourse D Hardstand Project	\$38	WA GC/CM	OPROC	OPROC			2016	2016
			City of Bellevue, Advanced Metering Infrastructure (AMI)	\$20	WA DB	OPROC	OPROC			2017	2020
Nick Datz, CPPB, Assoc. DBIA	Procurement & Contract Division Technical Advisor	Over 12 years in public sector Procurement and contract administration, including DB and GC/CM procurement and contract administration.	Sound Transit, Seattle to South Bellevue	\$410	WA Heavy Civil GC/CM	OPROC	OPROC			2013	2019
			Sound Transit, Federal Way Link Extension	\$1,285	WA DB	OPROC	OPROC	OPROC		2016	2019
			Sound Transit, Downtown Redmond Link Extension	\$732	WA DB	OPROC	OPROC	OPROC		2016	2019
			Sound Transit, Lynnwood Link South	\$471	WA Heavy Civil GC/CM	OPROC	OPROC	OPROC		2016	2019
			Sound Transit, Lynnwood Link North	\$425	WA Heavy Civil GC/CM	OPROC	OPROC	OPROC		2016	2019
			Sound Transit, Northgate / East Link Systems	\$350	WA Heavy Civil GC/CM	OPROC	OPROC	OPROC		2013	2019
			Sound Transit, Puyallup Station Access Improvements	\$38	WA DB	OPROC	OPROC	OPROC		2016	2019
			Sound Transit, Operations and Maintenance Facility East	\$220	WA DB	OPROC	OPROC	OPROC	OPROC	2016	2019
Sound Transit, Angle Lake Parking Garage	\$31	WA DB		OPROC	OPROC	OPROC	OPROC	2012	2015		

Attachment 3 - Personnel with Construction Experience

Name	Title	Summary of Experience	Project Name	Project Size (in Millions)	Project Delivery Type	Role During Project Phases				Role Start	Role Finish
						Planning	Design	Construction	Commissioning, Startup, Closeout		
Petra Payne	Lead Design and Construction Contracts Analyst	10 years in public sector procurement and contract administration, including alternate project delivery such as Design-Build and GC/CM procurement and contract administration.	Sound Transit, Downtown Bellevue to Spring District	\$321	WA Heavy Civil GC/CM	OPROC	OPROC			2013	Present
			Sound Transit, Downtown Redmond Link Extension	732	WA DB		OPROC	OPROC		2018	Present
			Sound Transit, Seattle to South Bellevue	410	WA Heavy Civil GC/CM		OPROC	OPROC		2017	2020
			Sound Transit, SR 520 to Overlake Transit Center	225	DB			OPROC		2018	Present
			SYE DB	12	DB			OPROC	OPROC	2017	2020
Cathy Roberts	Sr. Design and Construction Contracts Specialist	16 years in public and private sector procurement and contract administration, including DB contract administration.	Sound Transit, Federal Way Link Expansion Design Build	\$1285	Design Build			OPROC		2019	Present
			Northgate/East Link Systems	\$518	WA Heavy Civil GC/CM			OPROC		2018	Present

Attachment 3 - Personnel with Construction Experience

Name	Title	Summary of Experience	Project Name	Project Size (in Millions)	Project Delivery Type	Role During Project Phases				Role Start	Role Finish
						Planning	Design	Construction	Commissioning, Startup, Closeout		
Elizabeth Maldonado, Assoc. DBIA	Sr. Design and Construction Contracts Specialist	Over 6 years of experience in public sector construction procurement of SWR, JOC, WA GCCM, and DBB in both vertical and horizontal projects as well as competitively procured and negotiated project delivery methods. This includes procurement, contract administration, and federal compliance.	Sound Transit, NE 200th to Lynnwood Transit Center Sound Transit, Lynnwood Link Expansion South	\$846 \$848	WA Heavy Civil GC/CM WA Heavy Civil GC/CM		OPROC OPROC	OPROC OPROC		2018 2018	Present
Chris Riley, CPPB, Assoc. DBIA	Lead Design and Construction Contracts Analyst	Over 4 years of experience in public sector construction and A&E procurement.	S445 South 200th Link Extension Parking Garage	\$32	Design-Build				OPROC	2020	Present
LEGAL											
Jim Niemer, JD Jeri Arbuckle, JD	Managing Legal Counsel Sr. Legal Counsel	Combined 40 years of experience in contract development, construction procurement, claims resolution, and litigation for horizontal and vertical construction projects of all kinds including DBB, DB, GC/CM and various other competitively procured and negotiated project delivery methods.	Sound Transit, Lynnwood Link South	\$471	WA Heavy Civil GC/CM	OPROC	OPROC			2013	Present
			Sound Transit, Lynnwood Link North	\$425	WA Heavy Civil GC/CM	OPROC	OPROC			2013	Present
			Sound Transit, Northgate / East Link Systems	\$350	WA Heavy Civil GC/CM	OPROC	OPROC			2013	Present
			Sound Transit, Northgate Station	\$180	WA Heavy Civil GC/CM	OPROC	OPROC			2011	Present
			Sound Transit, Roosevelt Station	\$130	WA GC/CM	OPROC	OPROC			2011	Present
			Sound Transit, U District Station	\$122	WA GC/CM	OPROC	OPROC			2011	Present
			Sound Transit, Seattle to South Bellevue	\$410	WA Heavy Civil GC/CM	OPROC	OPROC			2013	Present
			Sound Transit, Downtown Bellevue to Spring District	\$321	WA Heavy Civil GC/CM	OPROC	OPROC			2013	Present
			Sound Transit, UW Station	\$142	WA GC/CM	OPROC	OPROC	OPROC	OPROC	2009	Present
			Sound Transit, Capitol Hill Station	\$105	WA GC/CM	OPROC	OPROC	OPROC	OPROC	2009	Present
			Sound Transit, University Link Systems	\$119	WA GC/CM	OPROC	OPROC	OPROC	OPROC	2010	Present
			Sound Transit, Spring District to Redmond Technology Center	\$225	Design Build	OPROC	OPROC			2013	Present
			Sound Transit, Federal Wat Link Extension	\$1,285	Design Build	OPROC	OPROC			2018	Present
			DART Green Line Light Rail Extension (28 mi)	\$1,800	TX CM/GC	OPROC	OPROC	OPROC	OPROC	2005	2011
			DART Orange Line Light Rail Extension (37 mi) to DFW airport	\$1,300	TX Design Build	OPROC	OPROC	OPROC	OPROC	2007	2015
			DART Blue Line Light Rail Extension (4.5 mi)	\$300	TX Design Build	OPROC	OPROC	OPROC	OPROC	2008	2013
			Dallas Tiger funded Street Car (1.6 mi)	\$50	TX Design Build	OPROC	OPROC	OPROC	OPROC	2012	2016
DART South Oak Cliff 3 Light Rail Ext	\$150	TX CM/GC	OPROC	OPROC	OPROC	OPROC	2012	2017			
DART Light Rail Starter System (20+ mi)	\$100	DBB		OPROC	OPROC	OPROC	OPROC	1995	2005		
PROJECT DELIVERY TYPE KEY			INDIVIDUAL ROLE KEY								
WA DB	WA State Design-Build project administered under RCW 39.10.	IL GCCM: Illinois State GCCM project	As the Public Body:			As a Subconsultant or Subcontractor to a Prime:					
PU DB	A public/federal Design-Build project	AZ GCCMART: Arizona State GCCM Art project	OEX	The executive or manager for the Owner responsible for the project		SUBPROC	A subconsultant providing procurement services				
PR DB	A Design-Build project for a private owner	MAL/DB: Malaysia Design Build project	OPM	The Owner's Project Manager		SUBADV	A subconsultant providing contract advisory, oversight, or audit services				
WA GC/CM	WA State GC/CM project administered under RCW 39.10.	CA/DB: California State Design-Build project	ODM	The Owner's Design Manager		SUBBPM	A subconsultant providing project management services				
WA Heavy Civil GC/CM	WA State GC/CM project administered under RCW 39.10.		OCM	The Owner's Construction Manager		SUBCTR	A subconsultant providing project controls, scheduling, or estimating services				
OR CM/GC	OR State CM/GC project		OENG	As the Owner acting as the resident engineer or field engineer		SUBDES	A subconsultant providing design or engineering services				
PU CM@R	A public/federal CM at Risk project		OREP	The Owner's Representative		SUBCM	A subconsultant providing construction management, resident engineering, or field				
PR CM@R	A CM at Risk project for a private owner		OPROC	The Owner's Procurement Manager or Attorney		SUBCON	A subcontractor to the prime on the project				
DBB	Public or Private Design-Bid-Build project		OCTR	Provided project controls, scheduling, or estimating support to the project as the Owner							
DBOM	Design-Build Operate Maintain		As a Prime Consultant or Prime Contractor providing service to the Public Body:								
DBOT	Design-Build Operate Transfer		PROC	A prime consultant providing procurement services		CTR	A prime consultant providing project controls, scheduling,		CON	The prime contractor responsible for building	
PPP	Public Private Partnership		ADV	A prime consultant providing project advisory, oversight, or audit services		DES	Designer of Record or prime consultant providing design services		PRECON	The prime contractor responsible for preconstruction services	

Attachment 3 - Personnel with Construction Experience

Name	Title	Summary of Experience	Project Name	Project Size (in Millions)	Project Delivery Type	Role During Project Phases				Role Start	Role Finish
						Planning	Design	Construction	Commissioning, Startup, Closeout		
CMUP	CM Unit Price										
MN GCCM	Minnesota State GC/CM project			PM	A prime consultant providing project management services	CM	A prime consultant providing construction management,				

Attachment 4-Project Data Collection

No.	Delivery Method	Procurement #	Project Title	Project Description	Project Value	Entered into CPARB Data Collection System	Complete
1	TBD	TBD	Tacoma Link Extension	The Tacoma Dome Link Extension project (Project) will study extending light rail transit from the Federal Way Transit Center in the City of Federal Way to the Tacoma Dome area in the City of Tacoma a total distance of approximately 9.7 miles.	TBD	No	No
2	TBD	TBD	Operations and Maintenance Facility: South	Operations and maintenance facility (OMF) in South corridor between Federal Way and Tacoma Dome.	TBD	No	No
3	TBD	TBD	West Seattle to Ballard Extension	The West Seattle – Ballard Link Extension project will extend Sound Transit's light rail system from West Seattle to Ballard, connecting under downtown Seattle from international district through Queen Anne.	TBD	No	No
4	DB	TBD	Sounder Maintenance Base	This project is to design and construct a maintenance facility for Sounder commuter rail fleet. The project will include a maintenance facility up to 60,000 square feet that includes 10 repair positions, wheel true equipment, surface parking lot, administrative offices and welfare areas for the employees; yard lead tracks; and ancillary civil improvements.	TBD	No	No
5	TBD	TBD	Bus Rapid Transit - North and South Lines	The Bus Rapid Transits (BRT) system is being planned as part of Sound Transit's ST3 system expansion program. The BRT program consists of planning, designing, and delivering Transit Stations, Buildings, Maintenance Facilities, State and Local Roadway Improvements, Parking Garages, Surface Parking, and Accessibility Projects on: i) I-405 corridor for 37 miles between Lynnwood and Burien; and ii) SR-522 for eight miles between the cities of Shoreline and Bothell.	TBD	No	No
6	TBD	TBD	Bus Base North	Bus Base North will include a new bus maintenance and operations building, and a parking structure for buses and other vehicles. The facility will primarily be used by buses operating on the proposed I-405 and SR 522/NE 145th Bus Rapid Transit (BRT) lines, with some buses from the Sound Transit Express bus fleet also using this facility.	TBD	No	No
7	AE	RTA/OA 0206-19	Bus Rapid Transit General Engineering Consultant	This suite of projects will be designed and constructed within the next five years utilizing various procurement methods, including Design/Build and Design/Bid/Build. Some of these projects are in conceptual design phase and other have not started yet. The design consultants that are currently retained by Sound Transit (ST) are contracted to develop conceptual engineering plans and environmental assessment for the assigned projects.	TBD	No	No
9	D-B-B	RTA/CN 0186-20	East Link Mercer Island Transit Integration	Project includes transit improvements on Mercer Island adjacent to the Sound Transit Station along North Mercer Way, 77th Avenue, and 80th Avenue SE on Mercer Island. The improvements will enhance bus/rail transfers and connect pedestrians and cyclists to the station.	TBD	No	No
10	AE	RTA/AE 0179-19	Everett Link Extension & OMF North	The Everett Link Extension project (Project) will study extending light rail transit approximately 16.3 miles from the Lynnwood City Center in the City of Lynnwood to the Everett Station in the City of Everett. In addition to the extension of light rail, this project will also include an operation and maintenance facility (OMF) in the corridor.	\$14	No	No
11	AE	RTAOA 0160-19	Downtown Seattle Transit Tunnel General Engineering Consultant Services	The Downtown Seattle Transit Tunnel (DSTT) State of Good Repair Project General Engineering Consultant (GEC) will provide program and project management, design, construction management, and other professional technical services for the DSTT State of Good Repair Project. The work may include preparation and implementation of project management plans; engineering services in the preparation of technical assessments, studies and reports; preparation of plans, specifications, and estimates; permitting; preparation of construction contract documents; project schedule and budget development and management; construction contract administration; construction inspection; testing and special inspection; other specialty technical services associated with the retrofit of the tunnel, stations, and ancillary facilities; and coordination of Project work with other Sound Transit contract work and on-going rail operations	\$10	No	No

Attachment 4-Project Data Collection

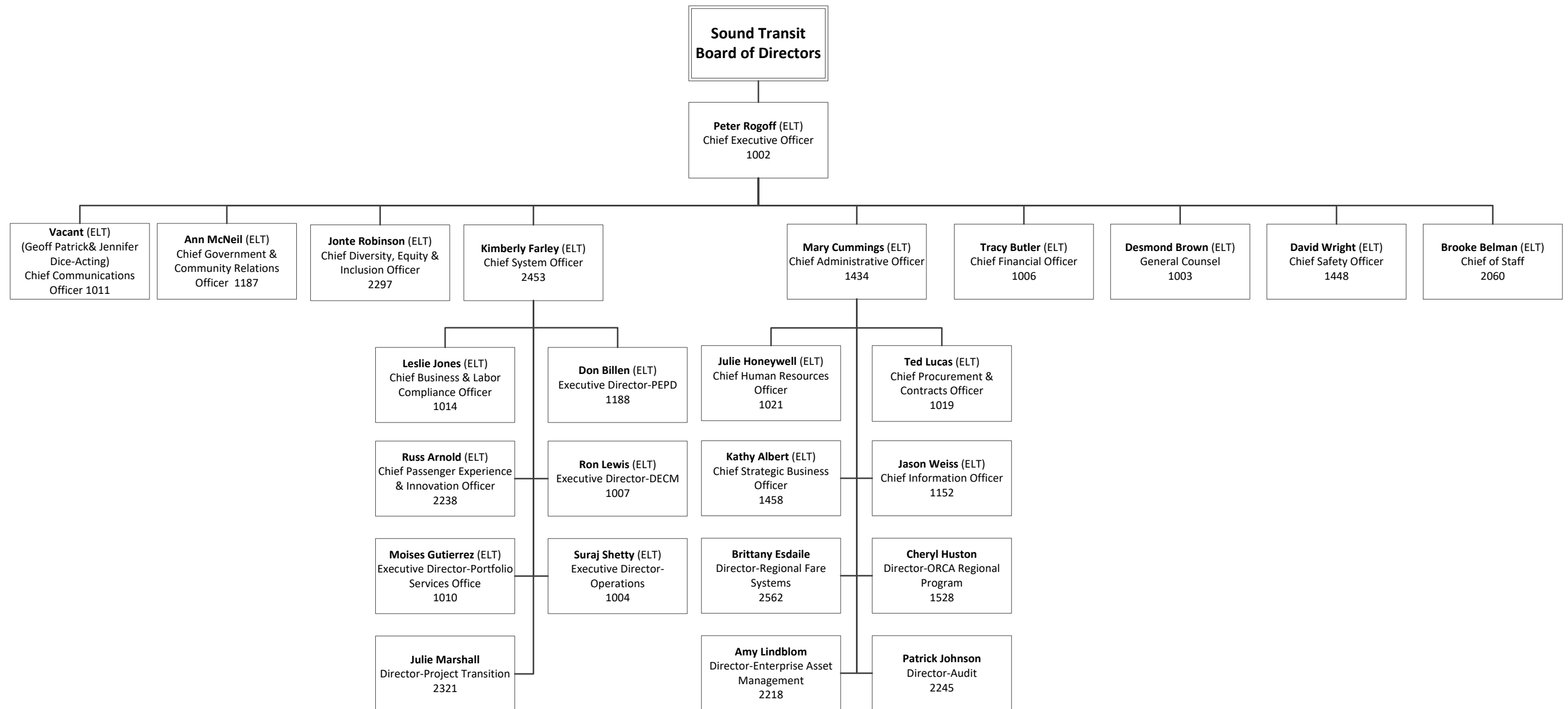
No.	Delivery Method	Procurement #	Project Title	Project Description	Project Value	Entered into CPARB Data Collection System	Complete
12	DB	RTA/CN 0148-18	Downtown Redmond Link Extension	The Project will extend light rail for 3.4 miles from the Redmond Technology Center Station at NE 40th Street to Downtown Redmond. Project elements include a double-track elevated, retained cut and at-grade light rail guideway including systems. One at-grade station in SE Redmond in the vicinity of Marymoor Park and one elevated station in Downtown Redmond at 166th Avenue NE. The project also includes bus transit, a parking garage, structured and surfaced multiuse trail facilities, civil and site work, roadway work, restoration landscaping, and wetland and stream mitigation work.	\$732	No	No
13	DB	RTA/CN 0009-17	Federal Way Transit Extension	The Federal Way Transit Extension will extend light rail from South 200th Street in the city of SeaTac to the existing Federal Way Transit Center in the city of Federal Way, a total distance of approximately 7.6 miles.	\$1,285	No	No
14	D-B-B	RTA/CN 0129-17	Tacoma Dome Link Extension	Construction of Tacoma Link expansion that includes approximately 2.4 miles long with six new stations and one relocated station. The project also includes expanding the existing operations and maintenance facility near Tacoma Dome Station.	\$175	No	No
15	Heavy Civil GC/CM	RTA/CN 0079-15C	Lynnwood Link South	Heavy civil construction, including pre-construction services for: • 4.8 mile light rail guideway (1.8 miles elevated and 3.0 miles retained cut/fill) • Light rail trackwork • One elevated station; one retained cut station • Two 500 stall parking garages.	\$425	No	No
16	Heavy Civil GC/CM	RTA/CN 0010-16C	Lynnwood Link North	Heavy civil construction, including pre-construction services for: • 3.7 mile light rail guideway (2.3 miles elevated and 1.4 miles retained cut/fill) • Light rail trackwork • Two elevated stations • 1650 stall parking garage.	\$471	No	No
17	A/E	TBD	West Seattle to Ballard Extension	The West Seattle – Ballard Link Extension project (Project) will study building high capacity transit within the City of Seattle from the vicinity of the Alaska Junction in the West Seattle Neighborhood to Downtown Seattle and from the vicinity of Market Street in the Ballard Neighborhood to Downtown Seattle. The Project includes the following representative ST3 Plan projects: West Seattle to Downtown Seattle Light Rail, Ballard to Downtown Seattle Light Rail, and Downtown Seattle Light Rail Tunnel. Note that the ST3 Plan intent is to construct the Ballard to Downtown Seattle project in conjunction with the Downtown Seattle Light Rail Tunnel project.	\$24	No	No
18	DB	RTA/CN0612-18	Puyallup Station Parking and Access Improvements	To construct additional parking facilities (including a garage with 503 stalls) and pedestrian bridge to improve use/access to the Puyallup Station for pedestrians, bicyclists, and drivers.	\$55	No	No
19	A/E	RTA/AE 0030-17	Federal Way to Tacoma Dome Link	The Tacoma Dome Link Extension project (Project) will study extending light rail transit from the Federal Way Transit Center in the City of Federal Way to the Tacoma Dome area in the City of Tacoma a total distance of approximately 9.7 miles. In addition to the extension of light rail, this project will also include an operation and maintenance facility (OMF) in the corridor.	\$47	No	No
20	DB	RTA/CN 0020-16	Link Operations and Maintenance Facility: East	Construction of approximately 160,000 square foot Operation and Maintenance Facility to store, service, maintain, inspect and deploy light rail vehicles associated with expansion of Northgate/East Link as additional 122 vehicles are being added, bringing the total fleet to 184. The project consists of 7 LRV maintenance service bays, an LRV cleaning and wash facility, materials storage areas, administration and training spaces. This project also provides storage of trackway maintenance elements, and supporting train systems infrastructure such as traction power substations, train signal bungalows, and overhead traction power.	\$219	No	No

Attachment 4-Project Data Collection

No.	Delivery Method	Procurement #	Project Title	Project Description	Project Value	Entered into CPARB Data Collection System	Complete
21	Heavy Civil GC/CM	RTA/CN 0115-14C	Northgate / East Link / Lynwood Systems	Procure, and install three major system elements – Traction Electrification, 26kV Distribution, Signals and Communications for the Northgate and East Link projects. All systems will interface with other equipment such as elevators, escalators, ventilation fans, to allow control from the control center. Includes integration, testing and commissioning of all systems elements and ensuring a seamless integration to the existing systems (hardware and software) of the University Link Segment. Work also includes the connection and testing of the EMI mitigation cable within the floating track slabs that was provided by other contracts. In addition, work will also include the extension and integration of the 26kV power distribution from the tunnel bores (provided by other contracts) to the switchgear room.	\$360	No	No
22	Heavy Civil GC/CM	RTA/CN 0045-14C	Downtown Bellevue to Spring District	Construction of the East Main Station, 6th Street Station, Hospital Station, and the 120th Ave NE Station; civil work including demolition, restoration, at-grade, elevated and retained cut-fill guideway; track, civil/systems, mechanical, electrical, structures, drainage and utilities.	\$413	No	Yes
23	Heavy Civil GC/CM	RTA/CN 0004-15C	Seattle to South Bellevue	Construction of at-grade stations, at grade track, floating bridge track, elevated track, tunnel ventilation, site work for four Traction Power Substations and various signal buildings, bridge removals at Rainier Avenue Station, retrofits and weight mitigation on the floating bridge, overhead catenary system on the HMM floating bridge, and site improvements around stations.	\$665	No	Yes
24	GC/CM	RTA/CN 0175-12	U District Station	U District Station has two separate above ground entrances and is approximately 395 feet long, 82 feet wide, and ranging from 80 to 95 feet below grade to the passenger platform. The scope of the U District Station contract includes constructing below and above grade structures, waterproofing, station architectural finishes, mechanical, electrical, and the restoration of at grade features, including streets, sidewalks, and landscaping.	\$161	No	Yes
25	GC/CM	RTA/CN 0122-12	Roosevelt Station	The Roosevelt Station is located at Roosevelt Way NE and NE 65th Street and approximately 395 feet long, 82 feet wide, and 72 feet below grade to the passenger platform. The scope of the Roosevelt Station contract includes open cut retained excavation, below and above grade structures, waterproofing, station finishes, mechanical, electrical, and the restoration of at-grade features, including streets, sidewalks, and landscaping.	\$156	No	Yes
26	GC/CM	RTA/LR 0148-10C	University Link Systems	System wide elements include a double crossover at UWS train signal system, communications systems, and traction electrification system.	\$125	No	Yes
27	GC/CM	RTA/CN 0091-11C	Capital Hill Station (CHS)	Construction of a cut-and-cover light rail station that includes open cut retained excavation, below and above grade structures, waterproofing, station finishes, electrical, mechanical and site restoration.	\$116	No	Yes
28	GC/CM	RTA/LR 0195-09C	University of Washington Station (UWS)	Construction of a cut-and-cover light rail station that includes open cut retained excavation, below and above grade structures, head house, pedestrian bridge, waterproofing, station finishes, electrical, mechanical and site restoration.	\$152	No	Yes

Attachment 4-Project Data Collection

No.	Delivery Method	Procurement #	Project Title	Project Description	Project Value	Entered into CPARB Data Collection System	Complete
-----	-----------------	---------------	---------------	---------------------	---------------	---	----------



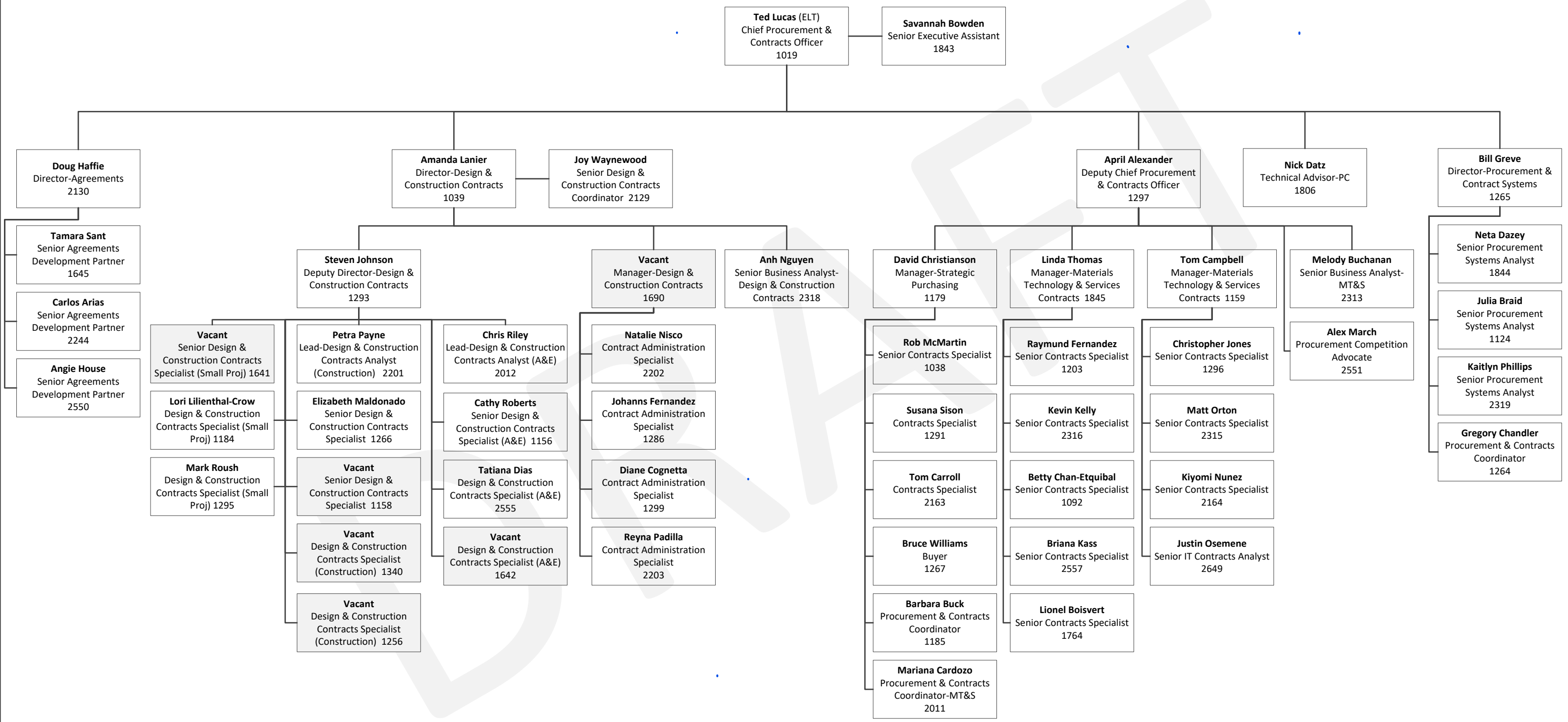
Signatures for approval of all Sound Transit Organizational Charts:

Staffing Count

TOTAL: 25

Chief Human Resources Officer (Date)

Chief Executive Officer (Date)



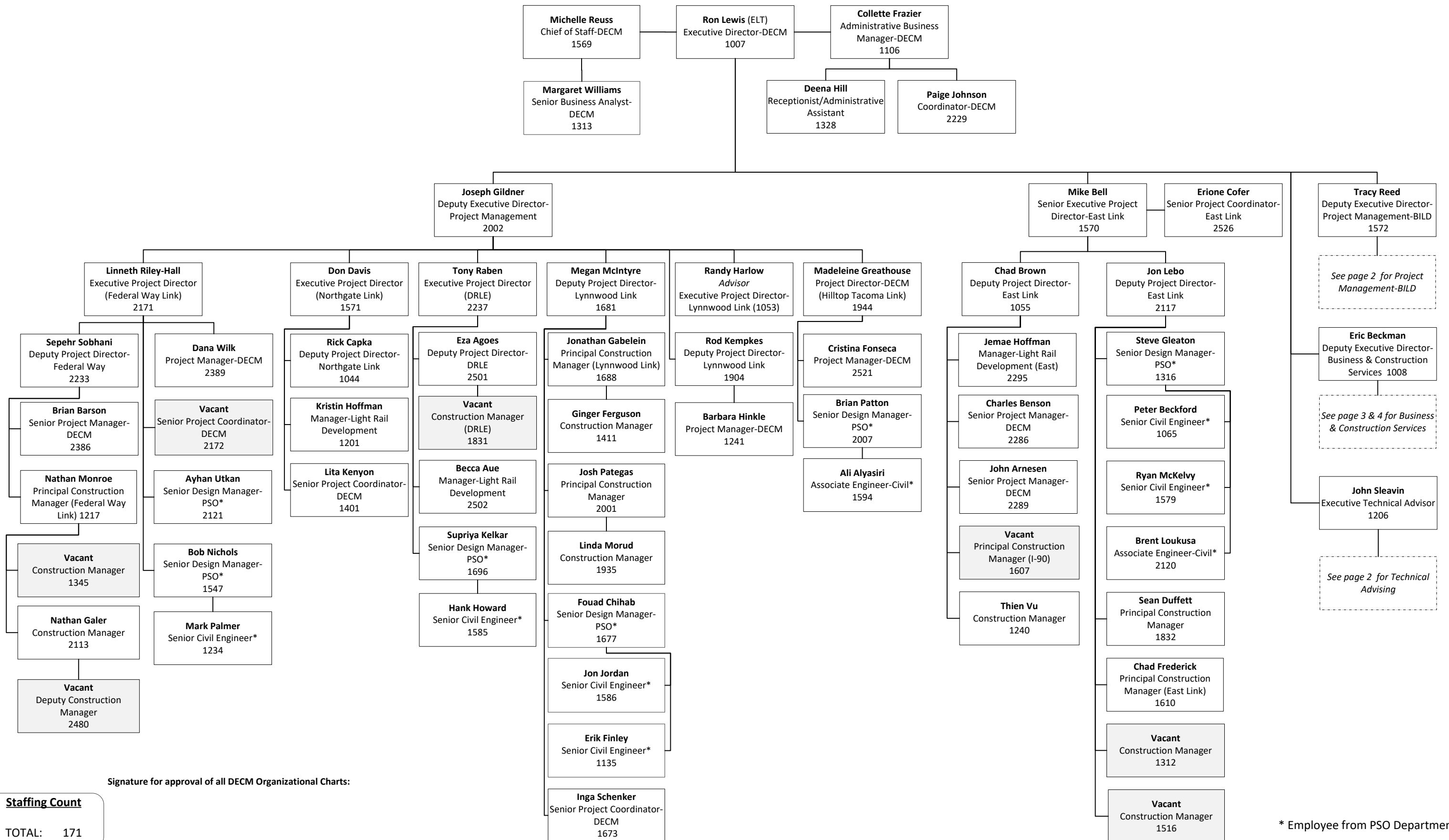
Signature for approval of all P&C Organizational Charts:

Staffing Count

TOTAL: 55

Chief Procurement & Contracts Officer

(Date)

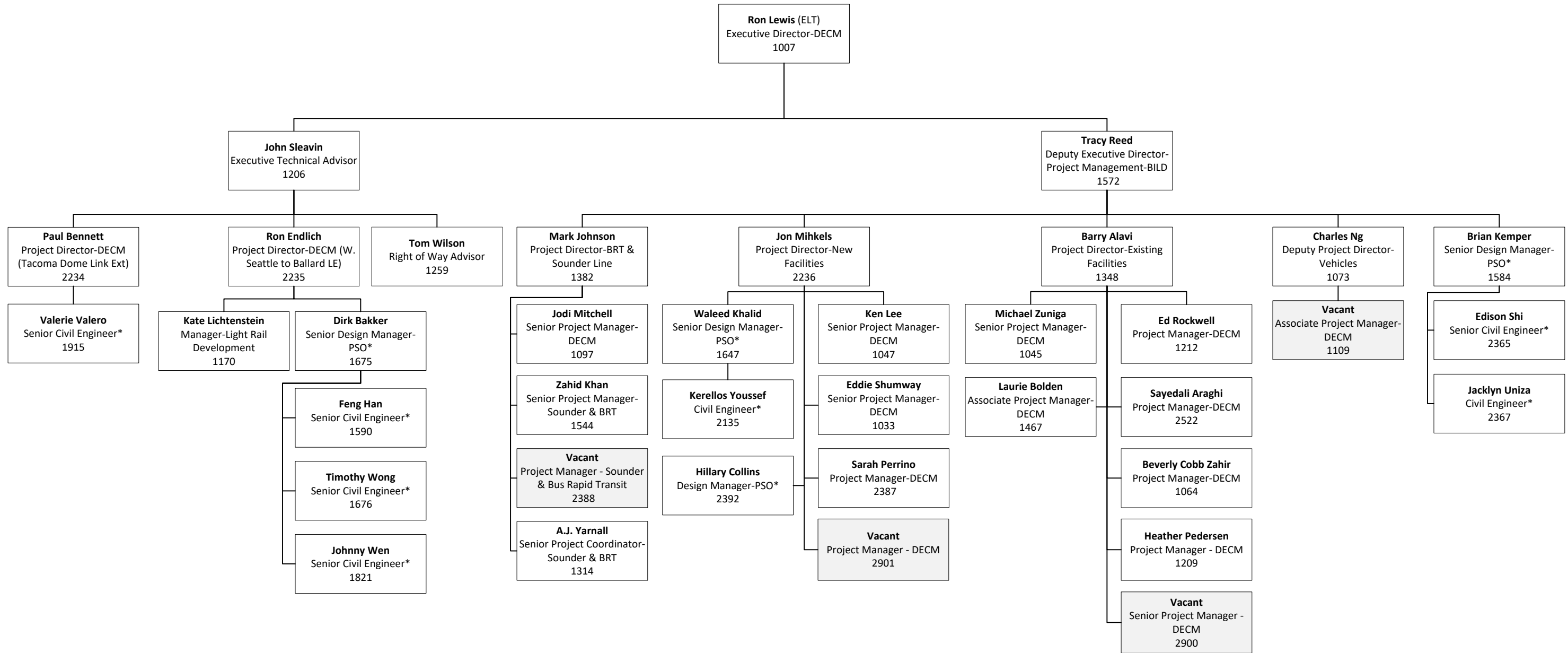


Signature for approval of all DECM Organizational Charts:

Staffing Count
TOTAL: 171

Executive Director - DECM _____ (Date)

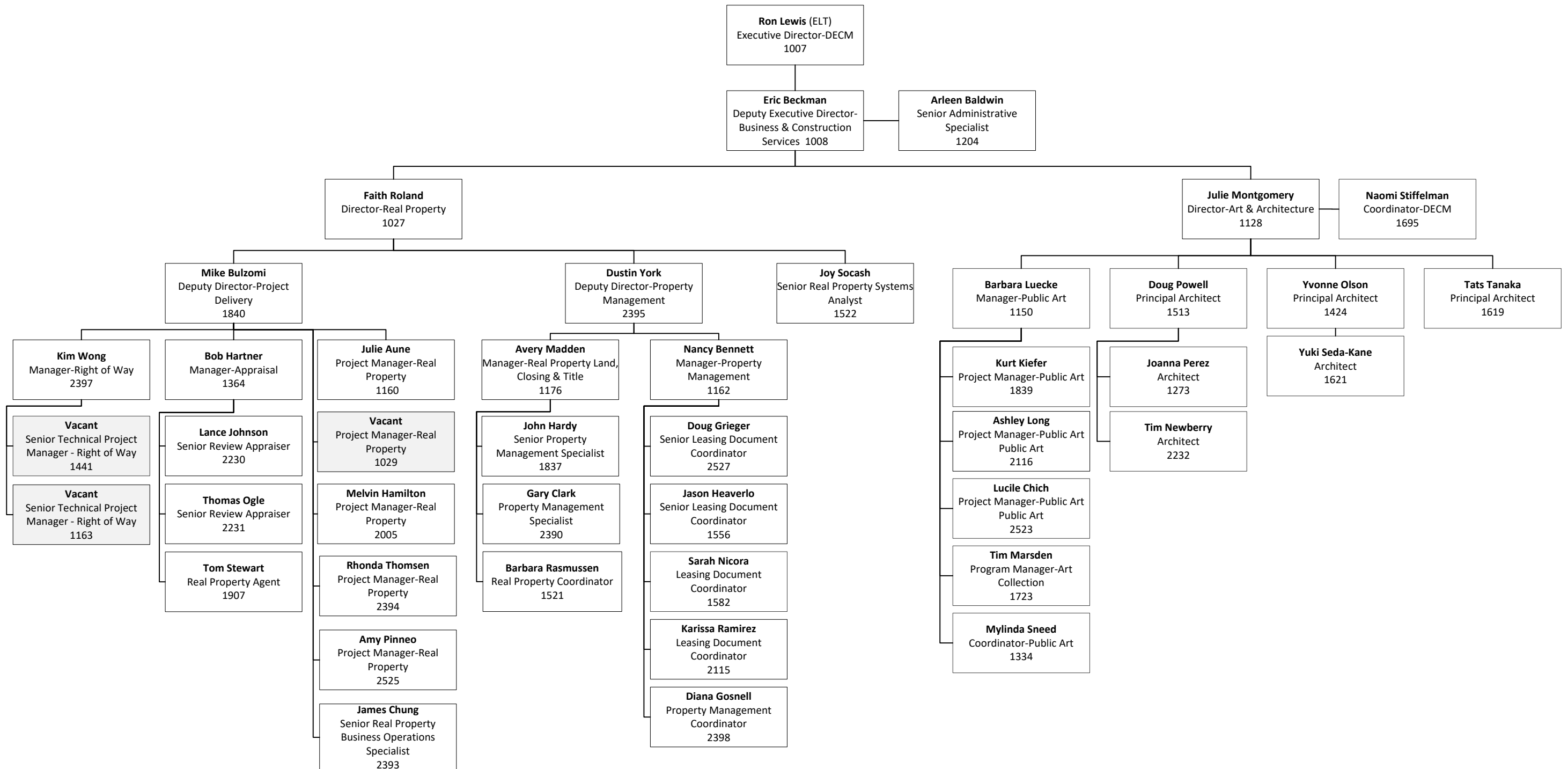
* Employee from PSO Department



Staffing Count

TOTAL: 171

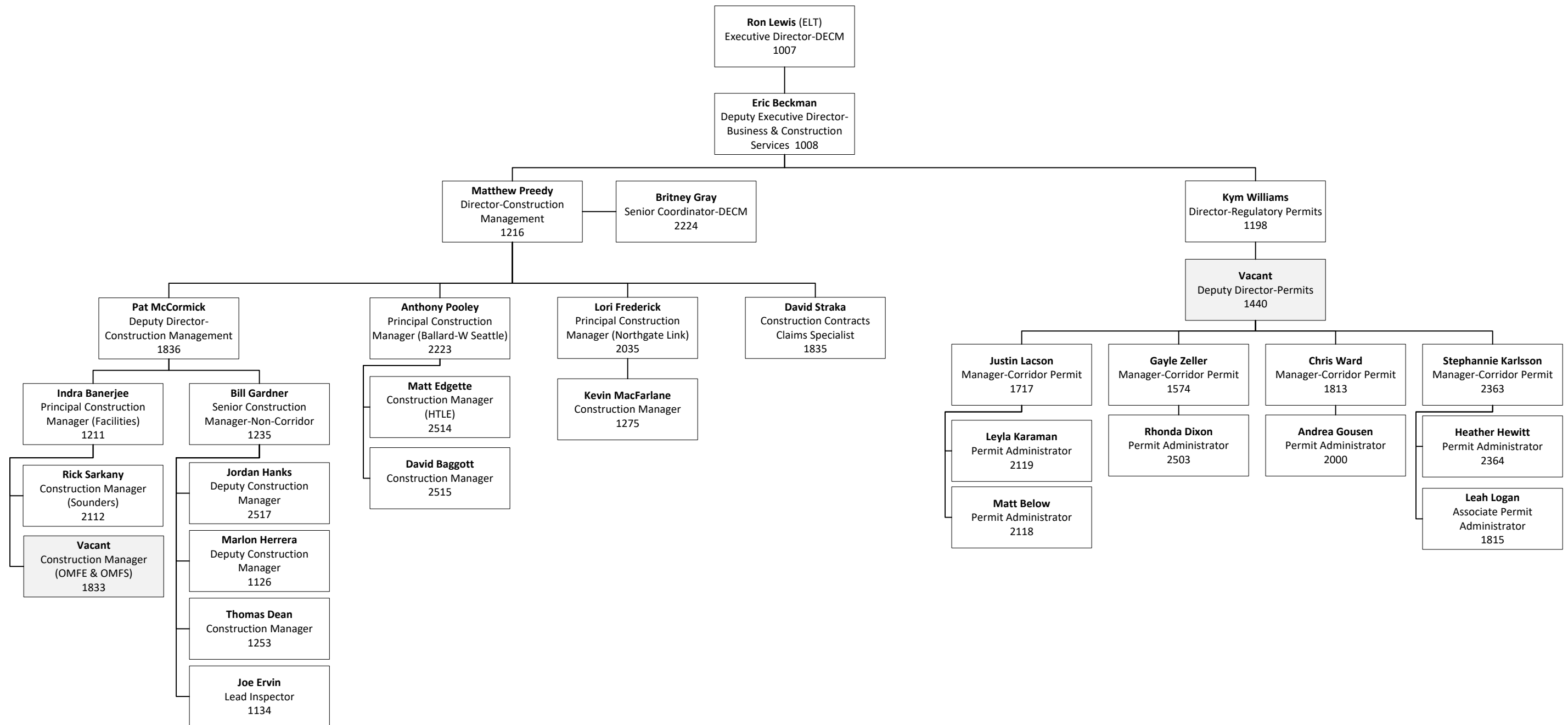
* Employee from PSO Department



Staffing Count

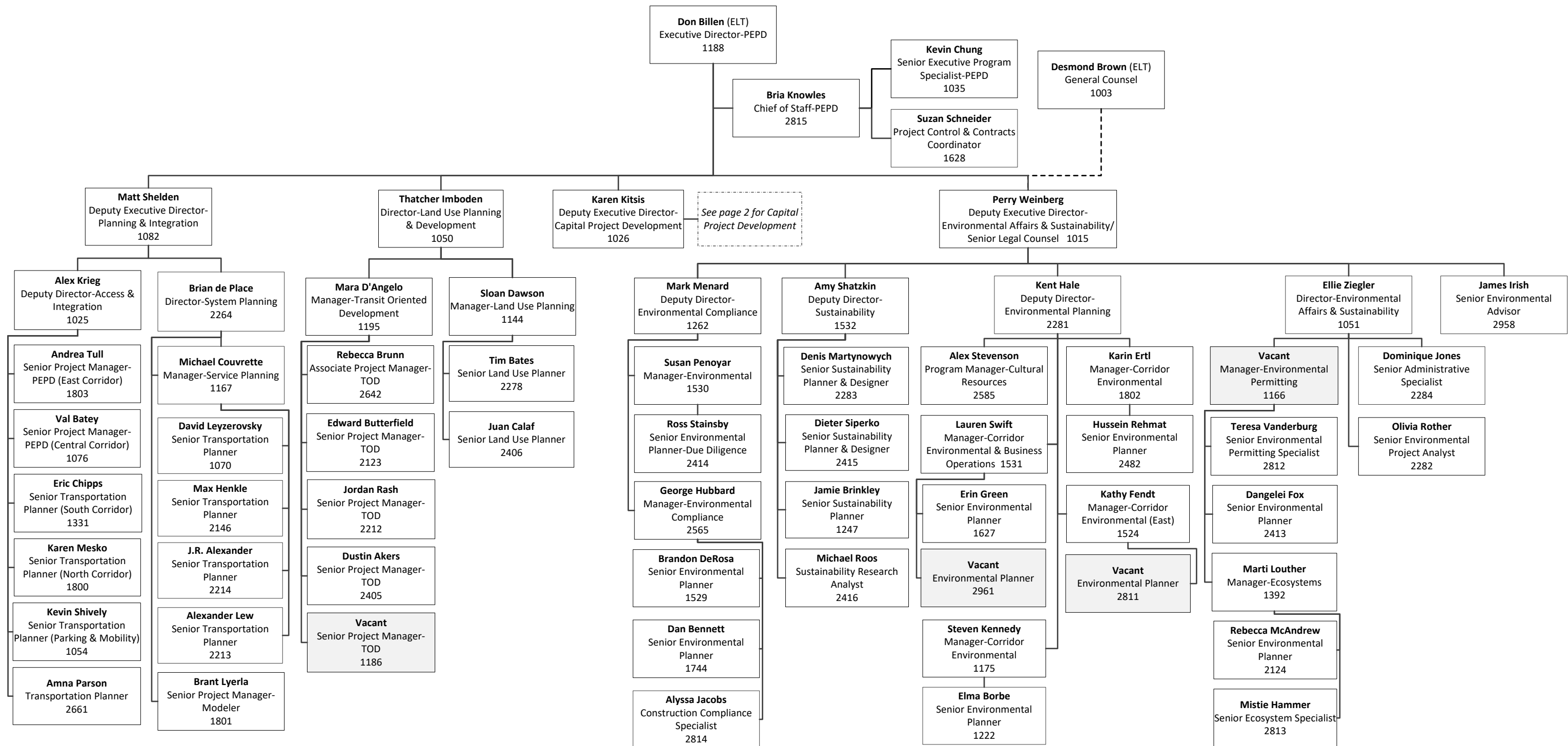
TOTAL: 171

* Employee from PSO Department



Staffing Count
TOTAL: 171

* Employee from PSO Department



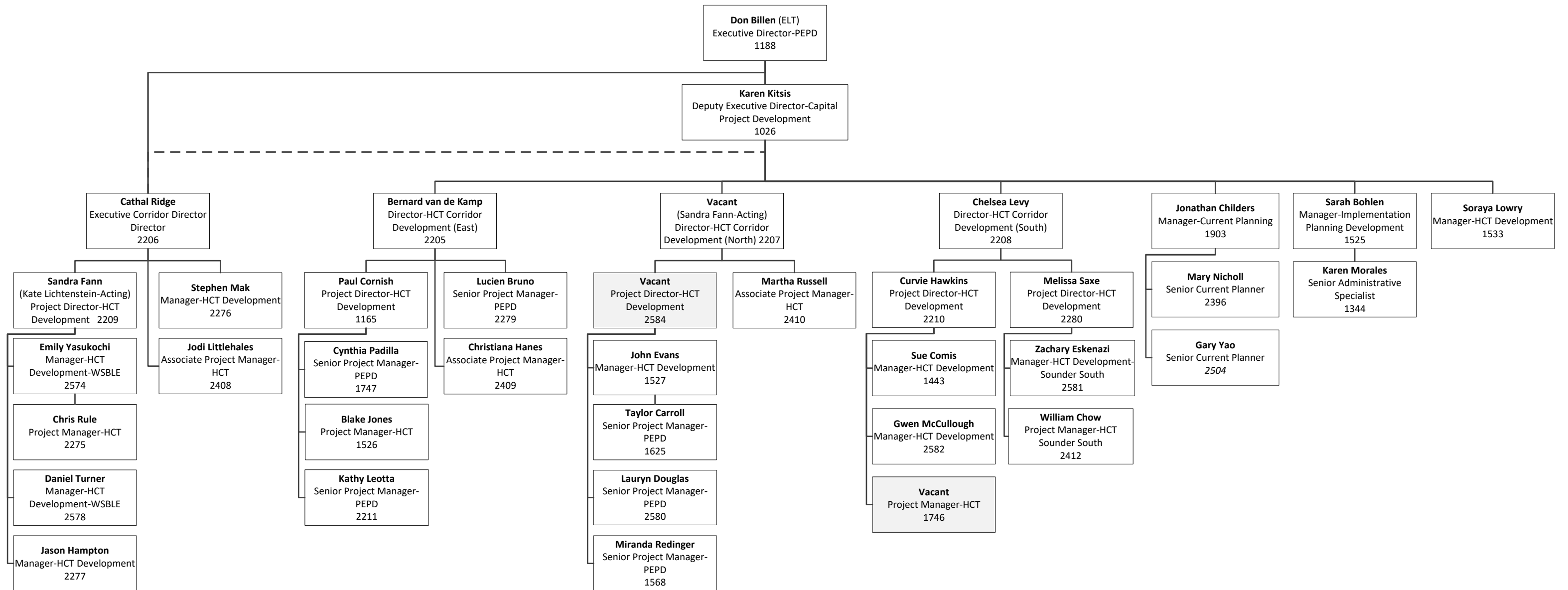
Signature for approval of all PEPD Organizational Charts:

Staffing Count

TOTAL: 100

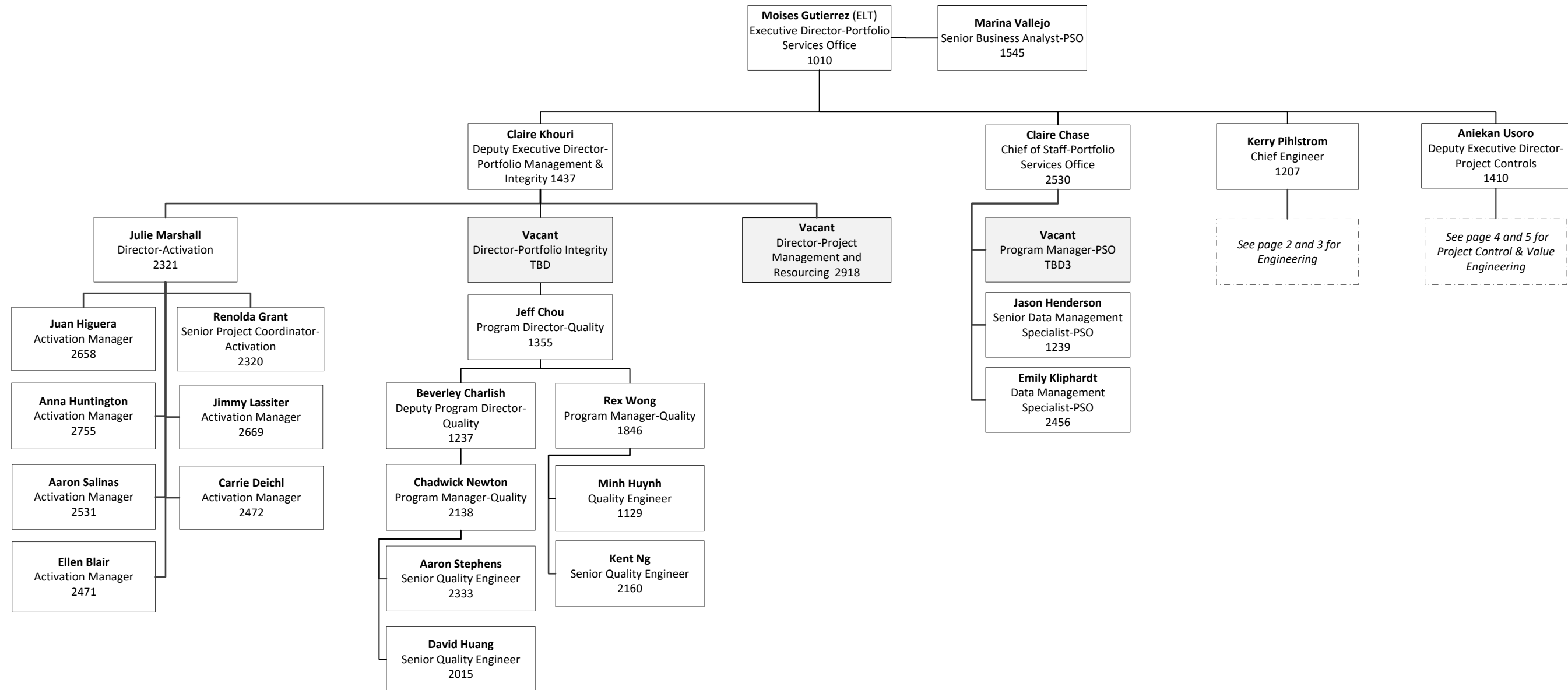
Executive Director - PEPD

(Date)



Staffing Count

TOTAL: 100



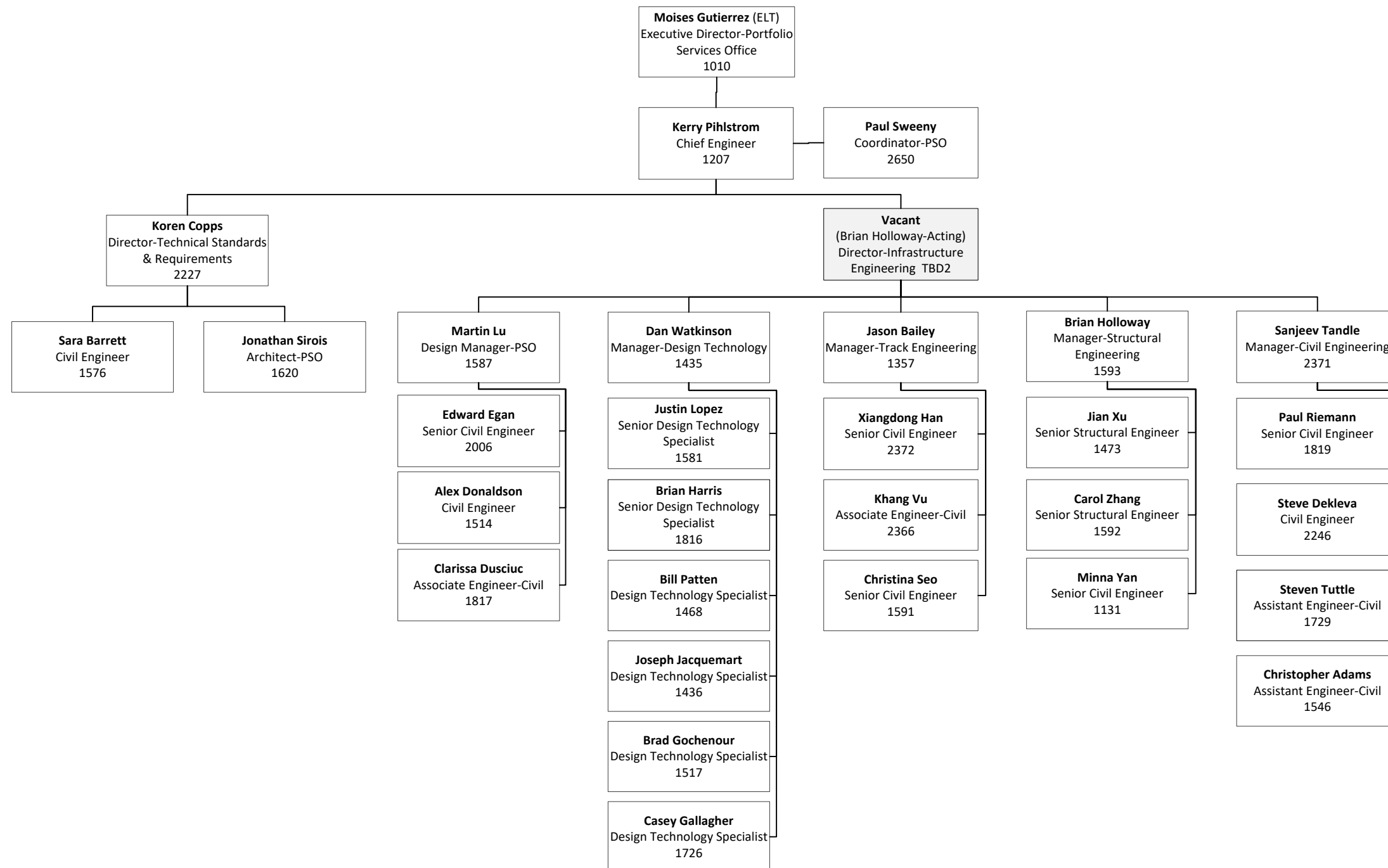
Signature for approval of all PSO Organizational Charts:

Staffing Count

TOTAL: 166

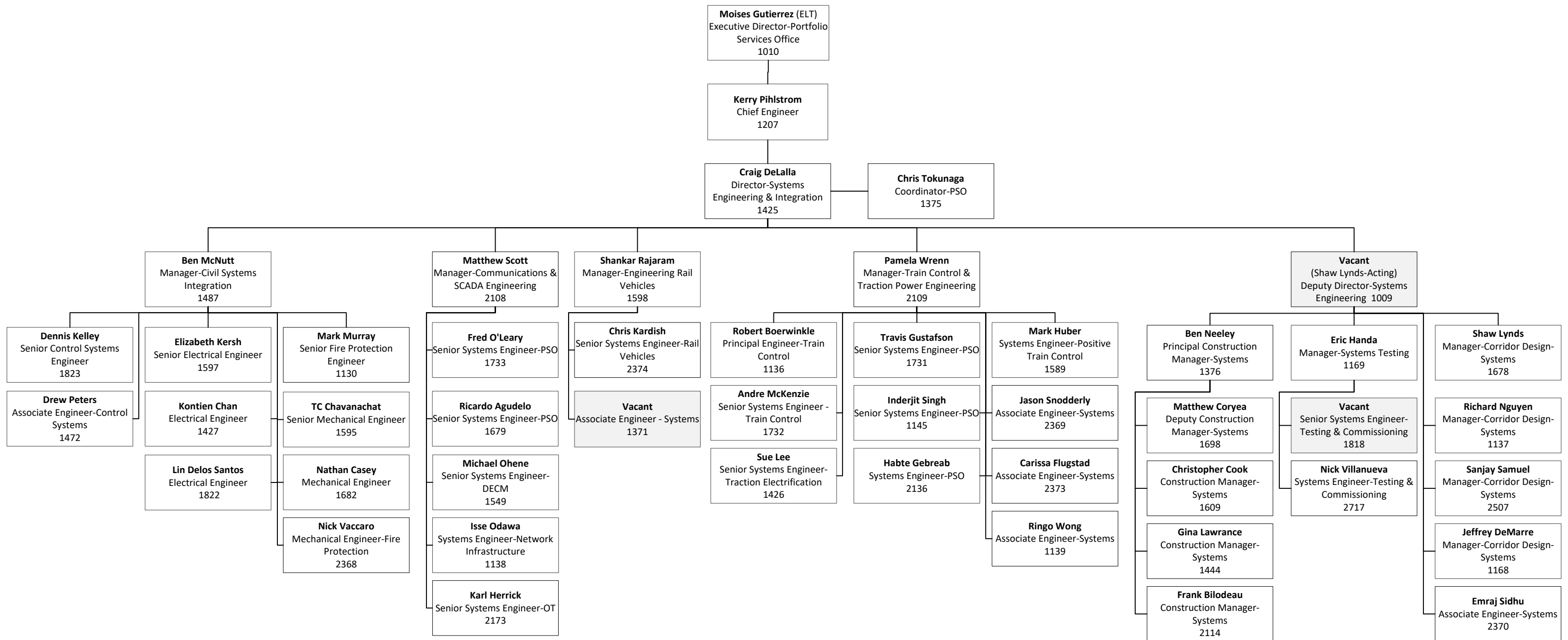
Executive Director - PSO

(Date)



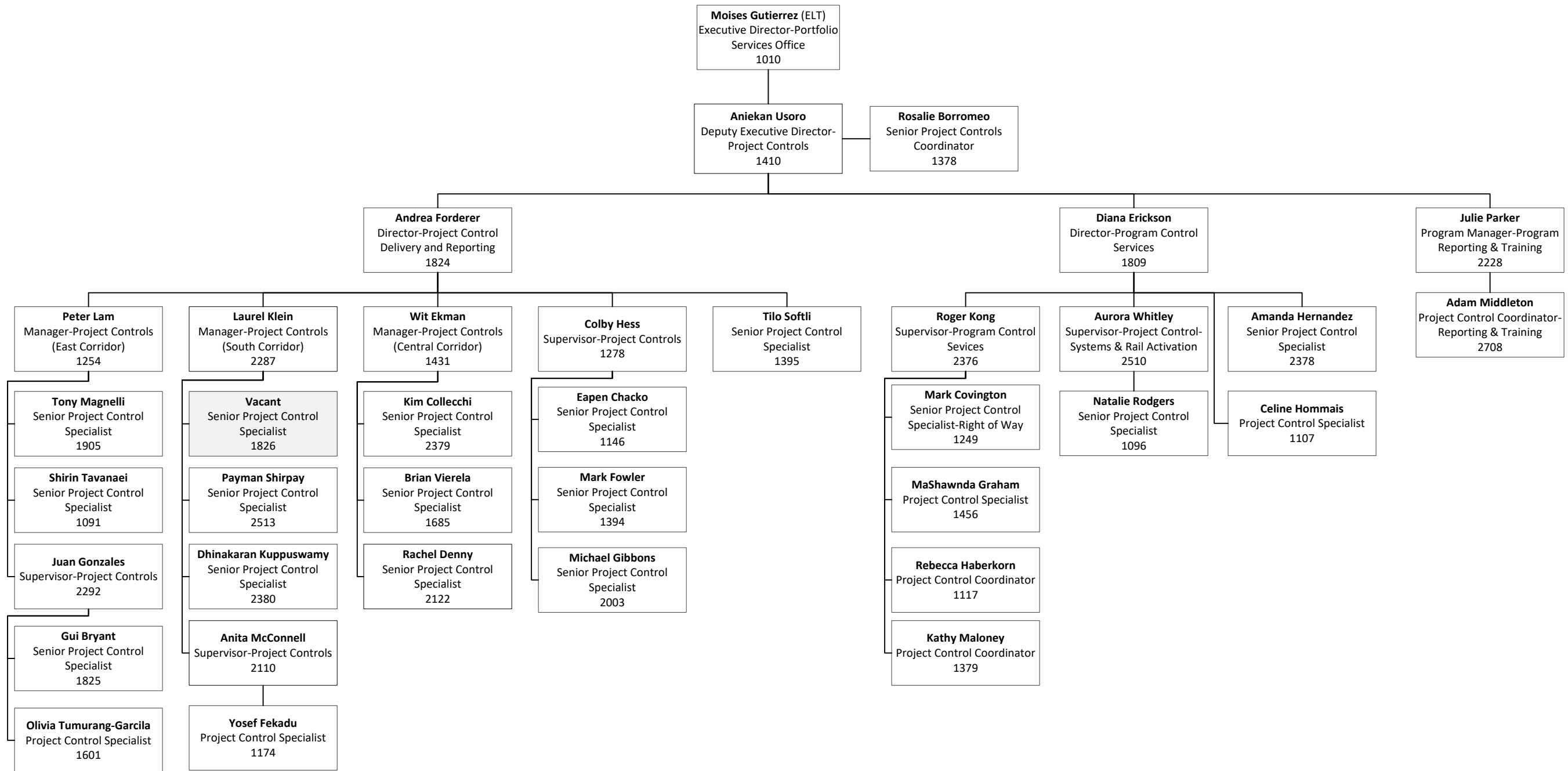
Staffing Count

TOTAL: 166



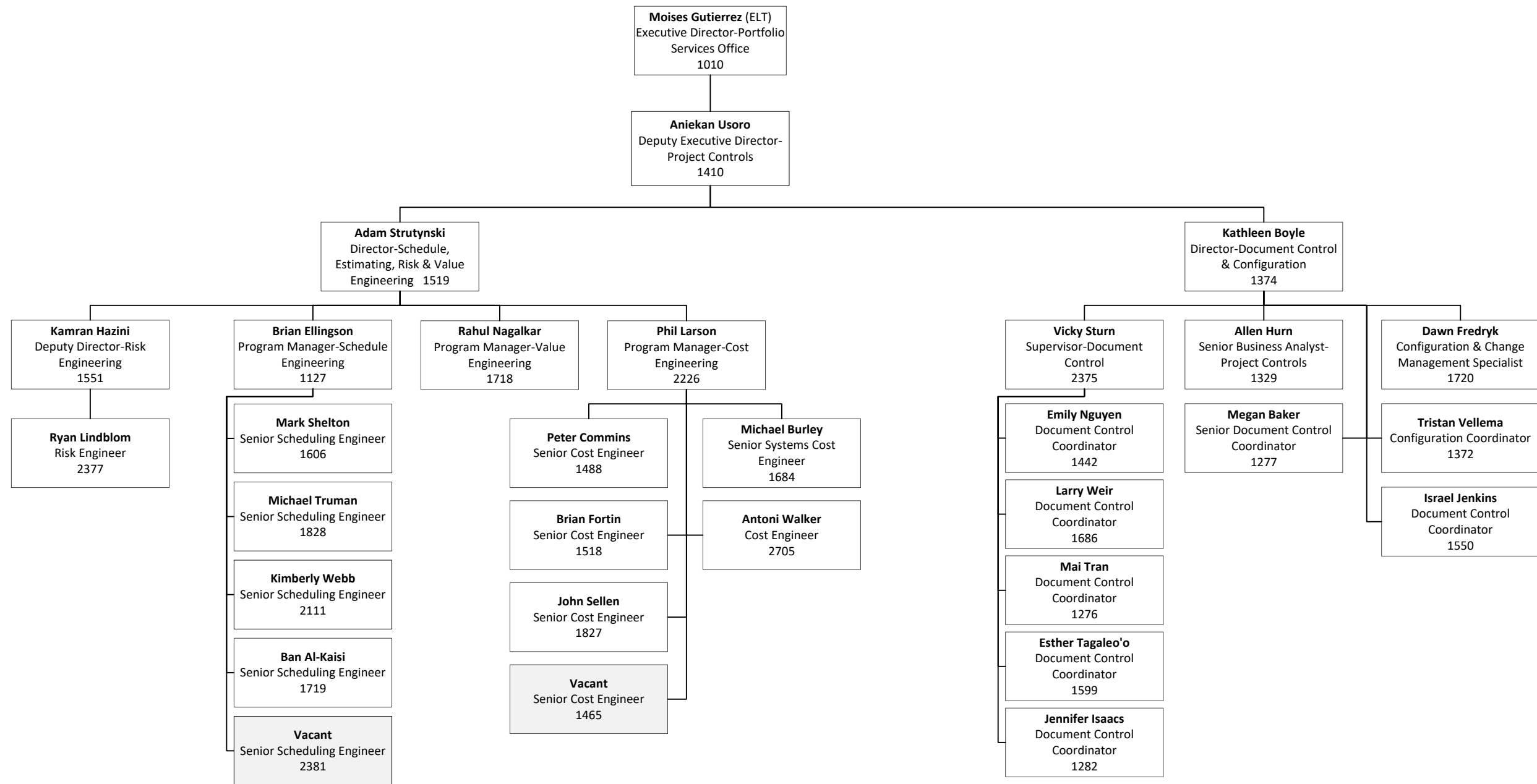
Staffing Count

TOTAL: 166



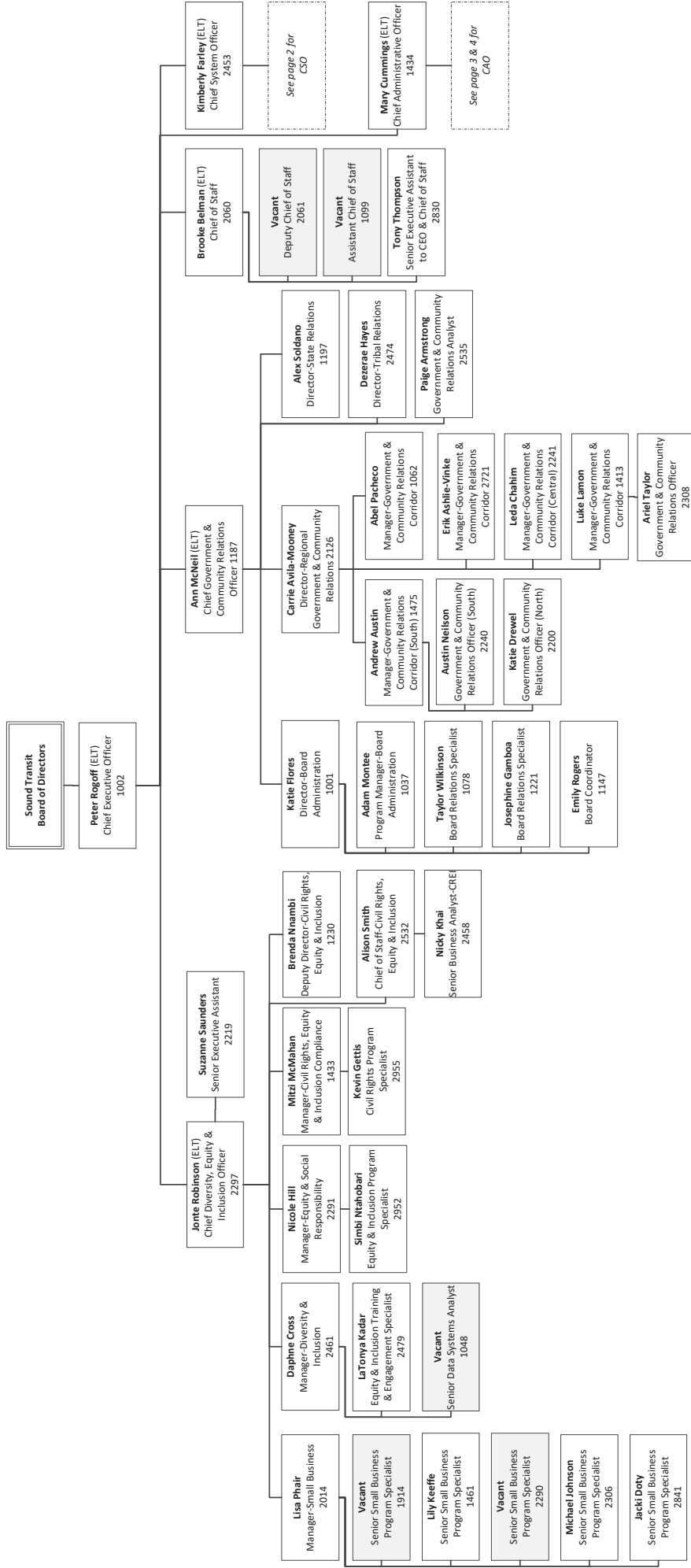
Staffing Count

TOTAL: 166

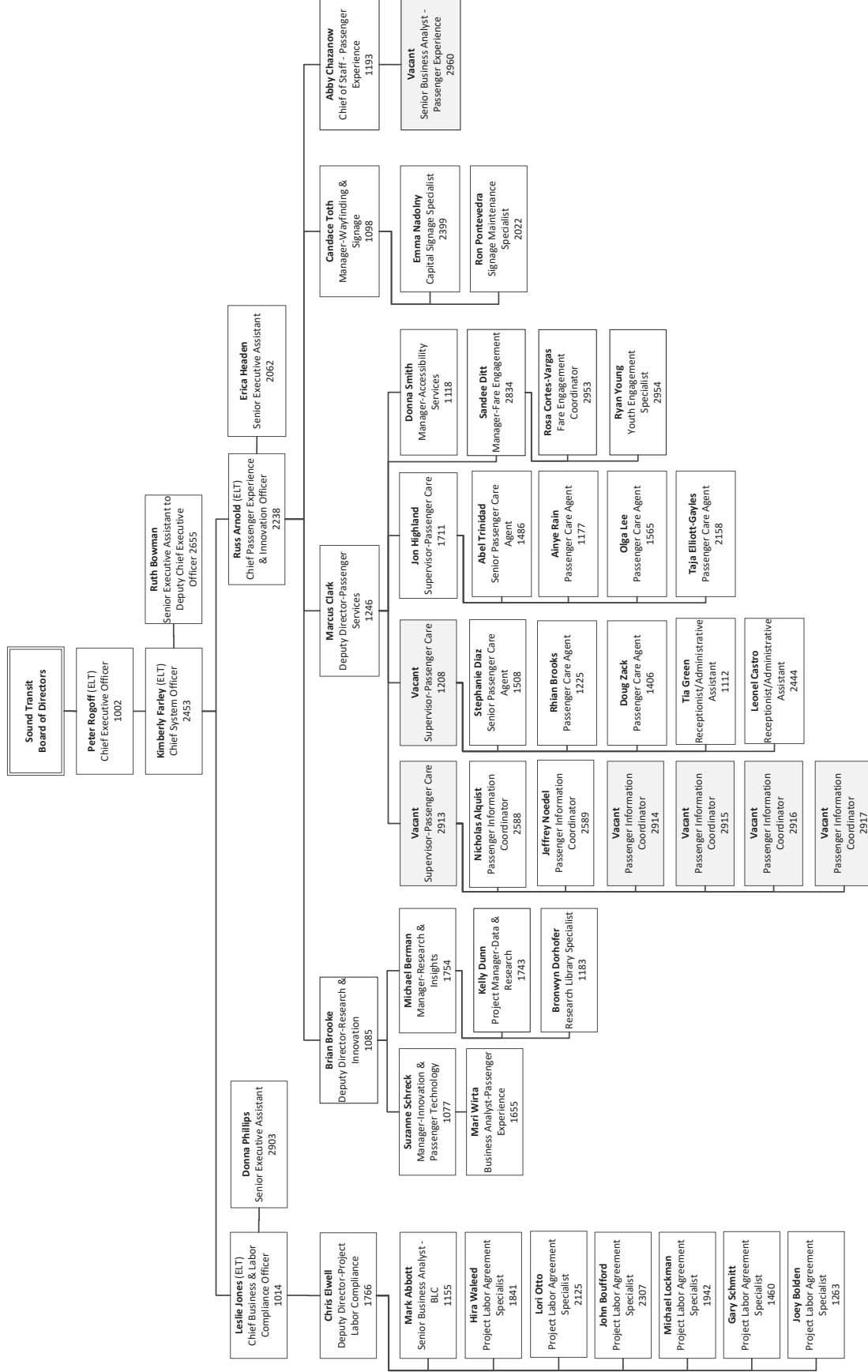


Staffing Count

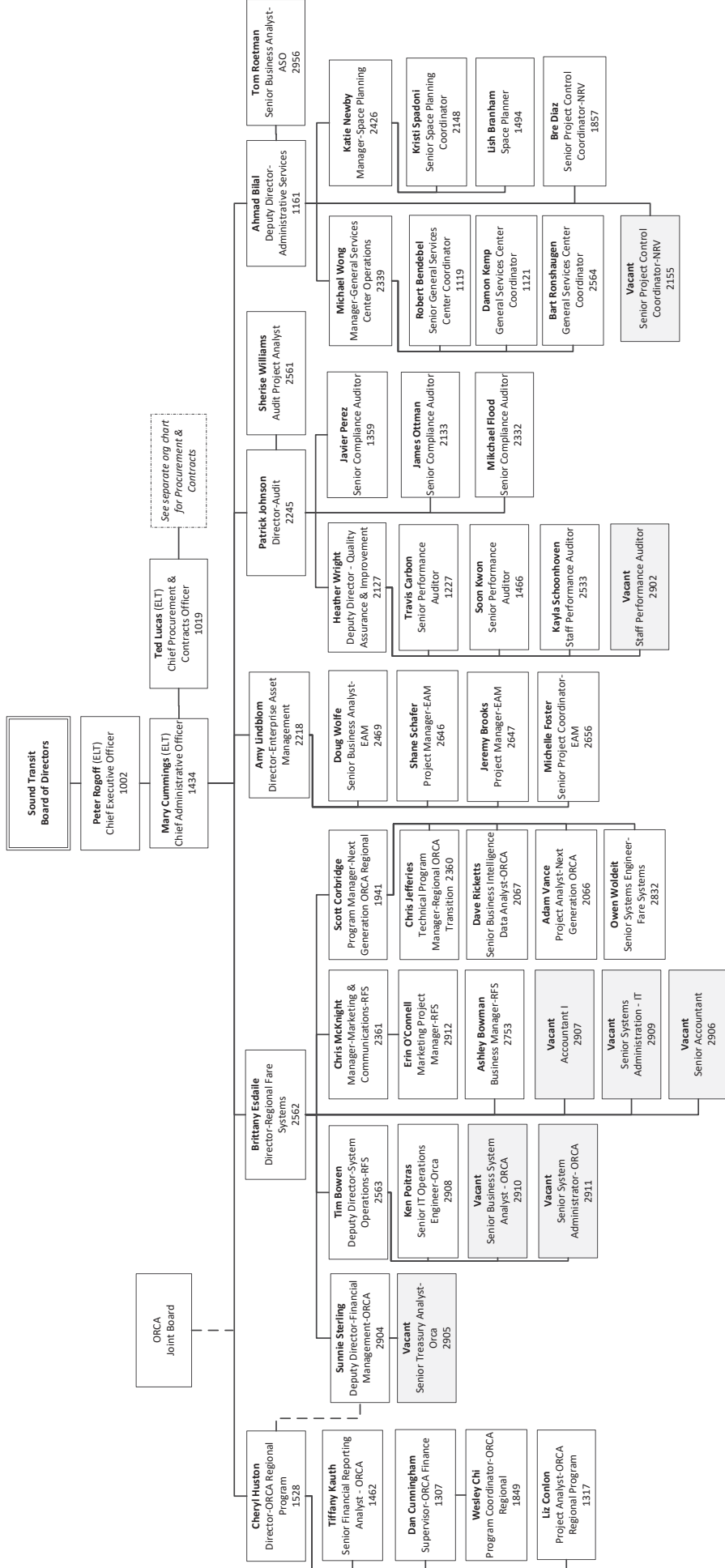
TOTAL: 166



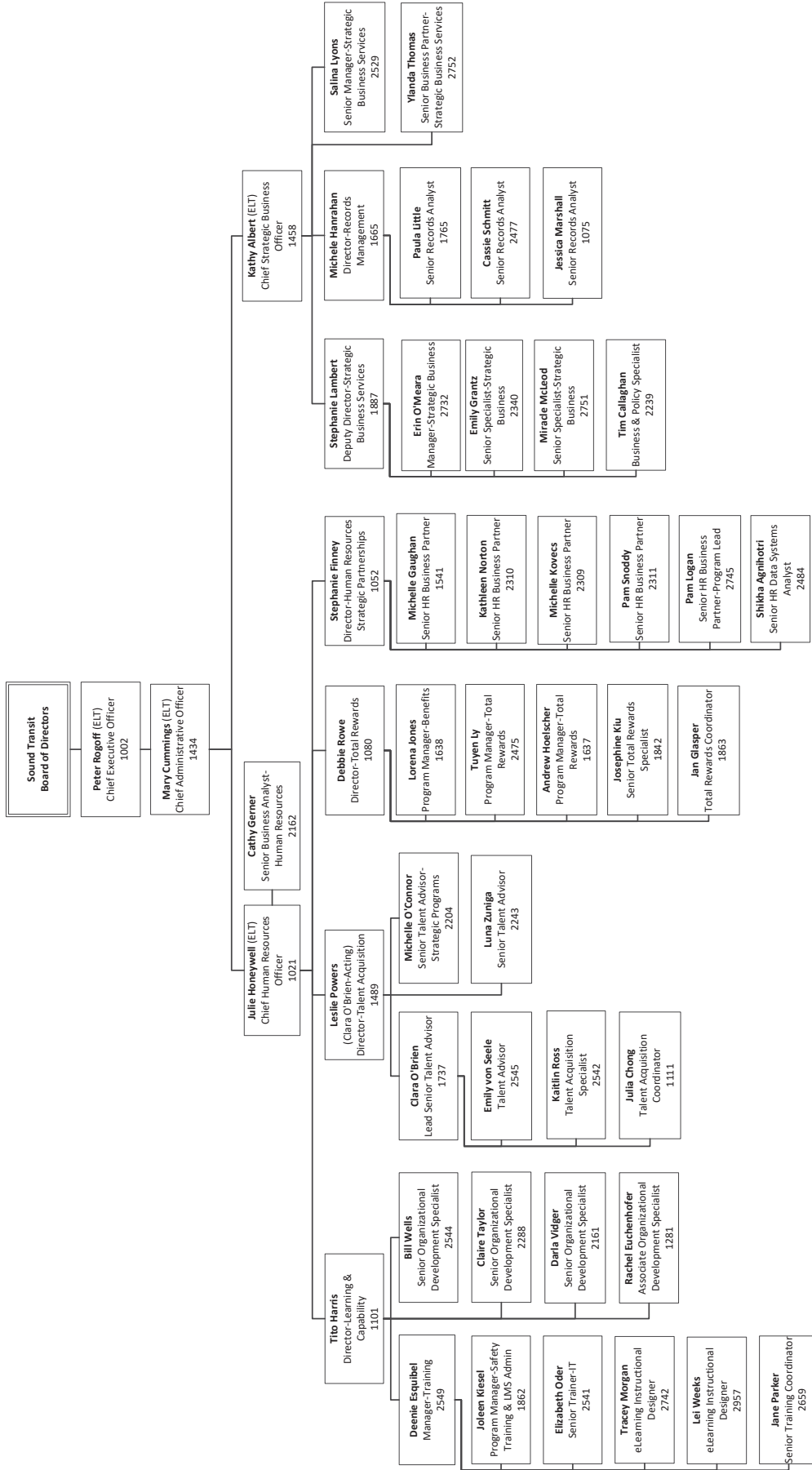
Staffing Count
TOTAL: 186



Staffing Count
TOTAL: 186



Staffing Count
TOTAL: 186



Staffing Count
TOTAL: 186

Total Construction Contract (TCC) COST COMPONENTS		INITIAL CONTRACT AMOUNT	% of IMACC	FINAL CONTRACT AMOUNT AT COMPLETION	% of IMACC
Capitol Hill Station GC/CM					
1	GCCM Fixed Fee	\$ 3,746,538		\$ 4,184,743	
2	Specified General Conditions	\$ 3,537,640		\$ 4,018,065	
3	MAXIMUM ALLOWABLE CONSTRUCTION COST (IMACC)	\$ 97,566,098	100.0%	\$ 107,926,265	100.0%
3.1	Negotiated Support Services	\$ 15,323,582	15.7%	\$ 15,655,149	14.5%
3.2	Risk Contingency	\$ 2,005,915	2.1%	\$ 74,886	0.1%
3.3	Maximum Total Subcontract Package Cost (MTSPC)	\$ 80,236,601		\$ 92,196,230	
3.3.1	GCCM Self-Performed Work (Competitively Bid)	\$ 25,576,820	26.2%	\$ 30,241,318	28.0%
3.3.2	Other Subcontract Work (Competitively Bid)	\$ 52,698,976	54.0%	\$ 61,954,912	57.4%
3.3.3	Buyout Consistency	\$ 1,960,805	2.0%	\$ -	0.0%
Total Construction Contract (TCC)		\$ 104,850,276		\$ 116,129,072	
University of Washington Station GC/CM					
1	GCCM Fixed Fee	\$ 4,467,495		\$ 4,844,184	
2	Specified General Conditions	\$ 5,104,000		\$ 5,404,000	
3	MAXIMUM ALLOWABLE CONSTRUCTION COST (IMACC)	\$ 132,174,403	100.0%	\$ 141,076,693	100.0%
3.1	Negotiated Support Services	\$ 13,988,899	10.6%	\$ 13,603,278	9.6%
3.2	Risk Contingency	\$ 4,643,118	3.5%	\$ -	0.0%
3.3	Maximum Total Subcontract Package Cost (MTSPC)	\$ 113,542,386		\$ 127,473,415	
3.3.1	GCCM Self-Performed Work (Competitively Bid)	\$ 34,576,691	26.2%	\$ 37,741,821	26.8%
3.3.2	Other Subcontract Work (Competitively Bid)	\$ 73,746,230	55.8%	\$ 89,704,105	63.6%
3.3.3	Buyout Consistency	\$ 5,219,465	3.9%	\$ 27,489	0.0%
Total Construction Contract (TCC)		\$ 141,745,898		\$ 151,324,877	
University Link Systems GC/CM					
1	GCCM Fixed Fee	\$ 7,447,216		\$ 7,447,216	
2	Specified General Conditions	\$ 9,000,000		\$ 9,000,000	
3	MAXIMUM ALLOWABLE CONSTRUCTION COST (IMACC)	\$ 102,720,217	100.0%	\$ 108,949,947	100.0%
3.1	Negotiated Support Services	\$ 3,156,150	3.1%	\$ 2,015,038	1.8%
3.2	Risk Contingency	\$ 2,428,392	2.4%	\$ 999,242	0.9%
3.3	Maximum Total Subcontract Package Cost (MTSPC)	\$ 97,135,676		\$ 105,935,667	
3.3.1	GCCM Self-Performed Work (Competitively Bid)	\$ 17,165,106	16.7%	\$ 19,208,967	17.6%
3.3.2	Other Subcontract Work (Competitively Bid)	\$ 79,970,570	77.9%	\$ 86,726,700	79.6%
3.3.3	Buyout Consistency	\$ -	0.0%	\$ -	0.0%
Total Construction Contract (TCC)		\$ 119,167,433		\$ 125,397,163	

Contract Management: Subcontractor List

Main	View	Settings	Subs	Docs	Change Orders & Task Orders	Alerts	Comments	Messages	Closeout
Compliance Audit List	Compliance Audit Summary	Compliance Audit FY	Invoices	Reviews	Site Visits	Reports			

CN 0122-12C: N150 - Roosevelt Station
 Prime: Hoffman Construction Company of Washington
 2/1/2017 - 12/31/2021

Status: **Open**
 Current Award: **\$171,082,190**
 Goal: **10.00%** Total Paid: **\$169,482,523**
 % Credit: **11.75%** For Credit: **\$19,911,477**

Add Subcontractor

Prime Contractor



















Vendor Name	Certified	Inc. in Goal	Compliance Audit	Final Pmnt	Actions
 Hoffman Construction Company of Washington	No	No		No	View Edit More...































































Subcontractor Award Totals

	Current Contract Goal	All Subs	Original Subs Towards Goal With Deductions	Current Subs Towards Goal With Deductions	Subs Towards Goal
Amounts	\$17,108,219.00	\$134,904,145.37	\$12,375,014.00	\$16,511,448.62	\$16,704,242.22
Percentages	10.000%	78.853%	8.126%	9.651%	9.764%

Multiple tiers of subcontractors are assigned to this contract. The totals above reflect the retained amounts counted at each tier. The subcontractor list below details full subcontract amounts.

Subcontractors

Subcontractor Name	Certified	Original/ Current	Type	Inc. in Goal	Compliance Audit	Final Pmnt	Actions
 A-1 Landscaping and Construction Inc		\$473,280 \$473,280	Sub	No		No	View Edit More...
 HAMD Enterprises, Inc		\$47,500 \$47,500	Sub 100%	 DBE		No	View Edit More...
 Acoustical Design Inc	No	\$1,328,448 \$1,328,448	Sub	No		No	View Edit More...
 AusClean Technologies, Inc.	No	\$102,037 \$102,037	Sub	No		No	View Edit More...
 Bell and Bell Overhead Door	No	\$151,890 \$151,890	Sub	No		No	View Edit More...
 BrandSafway Services, LLC	No	\$45,132 \$45,132	Sub	No		No	View Edit More...
 Builders Hardware & Supply Co., Inc	No	\$280,681 \$280,681	Sub 100%	 SBE		No	View Edit More...

	Contech Services, Inc.	No	\$55,975 \$55,975	Sub	No		No	View Edit More...
	Cosco Fire Protection, Inc.	No	\$2,583,250 \$2,583,250	Sub	No		No	View Edit More...
	F.D. Thomas, Inc.	No	\$1,897,035 \$1,897,035	Sub	No		No	View Edit More...
	Fairweather Masonry	No	\$1,073,567 \$1,073,567	Sub	No		No	View Edit More...
	Garner Construction, Inc.		\$1,500,000 \$1,500,000	Sub 100%	No DBE	 	No	View Edit More...
	Hoffman Structures, Inc.	No	\$34,837,000 \$34,837,000	Sub	No		No	View Edit More...
	Faison Construction Inc.		\$2,150,000 \$2,150,000	Sub 100%	No DBE	 	No	View Edit More...
	Meeds Environmental LLC		\$28,496 \$28,496	Sub 100%	No DBE	 	No	View Edit More...
	MEKO CONSTRUCTION INC		\$591,840 \$591,840	Sub 100%	No DBE	 	No	View Edit More...
	Seaburg construction Corporation		\$671,610 \$671,610	Sub 100%	No SBE		No	View Edit More...
	Hoffman Structures, Inc.	No	\$1,450,000 \$1,450,000	Sub	No		No	View Edit More...
	Hydro2Geotech LLC		\$30,000 \$30,000	Sub 100%	No DBE	 	No	View Edit More...
	JCM Joint Venture	No	\$10,000 \$10,000	Sub	No		No	View Edit More...
	JCM Joint Venture	No	\$1,063,566 \$1,063,566	Sub	No		No	View Edit More...
	Kenco Construction, Inc.	No	\$590,000 \$590,000	Sub	No		No	View Edit More...
	Kent Crane Inspection Services, LLC	No	\$6,420 \$6,420	Sub	No		No	View Edit More...
	KEYSTONE MASONRY, INC	No	\$4,933,486 \$4,933,486	Sub	No		No	View Edit More...
	Krueger Sheet Metal Company	No	\$5,140,000 \$5,140,000	Sub	No		No	View Edit More...
	McClellan Iron Works	No	\$10,564,333 \$10,564,333	Sub 100%	No SBE	 	No	View Edit More...
	McKinstry Co., LLC	No	\$26,893,720 \$26,893,720	Sub	No		No	View Edit More...
	MidMountain Contractors, Inc.	No	\$3,197,000 \$3,197,000	Sub	No		No	View Edit More...
	1 Alliance Geomatics LLC (MMCI #162319)		\$115,159 \$115,159	Sub	No		No	View Edit More...
	ACF West Construction Company (MMCI#162319)	No	\$13,016 \$13,016	Sub	No		No	View Edit More...
	Al Vinson Inc. (MMCI #162319)		\$13,763	Sub	No	 	No	View Edit More...

2			\$13,763	100%	DBE			
2	Cell-Crete Corp Specialty Concrete Contractors (MMCI #162319)	No	\$425,429 \$425,429	Sub	No		No	View Edit More...
!	Channel Right (MMCI#162319)	No	\$2,625 \$2,625	Sub	No		No	View Edit More...
2	CivilTech Engineering Inc (MMCI #162319)	No (*)	\$10,000 \$10,000	Sub 100%	 DBE		No	View Edit More...
2	Colbeck & Company, Inc. (MMCI #162319)	No	\$47,500 \$47,500	Sub	No		No	View Edit More...
2	Garner Construction, Inc. (MMCI #162319)		\$32,858 \$32,858	Sub 100%	 DBE		No	View Edit More...
2	Grady Excavating Inc (MMCI #162319)		\$12,600 \$12,600	Truck/Haul	No		No	View Edit More...
!	Industrial Fabrication Company (MMCI#162319)		\$25,000 \$25,000	Manufacturer	No		No	View Edit More...
!	Kirkland Land Care / LandSol, LLC (MMCI #162319)		\$8,256 \$8,256	Sub	No		No	View Edit More...
2	Kroner Environmental Services, Inc. (MMCI #162319)		\$63,822 \$63,822	Sub	No		No	View Edit More...
2	Meeds Environmental LLC (MMCI #162319)		\$21,750 \$21,750	Reg. Dealer 60%	 DBE		No	View Edit More...
2	MEKO CONSTRUCTION INC (MMCI #162319)		\$18,000 \$18,000	Sub 100%	 DBE		No	View Edit More...
2	NORTHWEST ASPHALT, INC. (MMCI #162319)		\$57,739 \$57,739	Sub	No		No	View Edit More...
2	Olson Brothers Pro-Vac (MMCI #162319)	No	\$2,500 \$2,500	Sub	No		No	View Edit More...
2	Penhall Company (MMCI #162319)	No	\$3,500 \$3,500	Sub	No		No	View Edit More...
2	Salinas Sawing & Sealing Inc (MMCI #162319)	No (*)	\$21,480 \$21,480	Sub 100%	 SBE		No	View Edit More...
2	Seattle Blue LLC (MMCI#162319)	No	\$20,000 \$20,000	Sub	No		No	View Edit More...
2	Sixense Inc (MMCI #162319)	No	\$71,050 \$71,050	Sub	No		No	View Edit More...
2	West Wind Reinforcing, LLC (MMCI #162319)	No	\$42,137 \$42,137	Sub	No		No	View Edit More...
1	MidMountain Contractors, Inc.	No	\$1,730,000 \$1,730,000	Sub	No		No	View Edit More...
1	Ming Surveyors Inc.	No	\$1,000,000 \$1,000,000	Sub	No		No	View Edit More...
1	MORROW EQUIPMENT CO. LLC	No	\$272,962 \$272,962	Sub	No		No	View Edit More...
1	NORTHWEST TOWER CRANE SVC INC.	No	\$28,550 \$28,550	Sub	No		No	View Edit More...
!	Omega Morgan	No	\$199,437 \$199,437	Truck/Haul	No		No	View Edit More...

1	Pacific Mobile Structures	No	\$2,241 \$2,241	Sub	No		No	View Edit More...
1	Penington Painting Company	No	\$852,672 \$852,672	Sub	No		No	View Edit More...
1	Schindler Elevator Corporation	No	\$10,760,888 \$10,760,888	Sub	No		No	View Edit More...
1	Securitas Security Services USA, Inc.	No	\$55,313 \$55,313	Sub	No		No	View Edit More...
1	SNYDER ROOFING OF WASHINGTON LLC	No	\$1,414,339 \$1,414,339	Sub	No		No	View Edit More...
1	Vanderlip & Company Inc	No	\$4,107,126 \$4,107,126	Sub	No		No	View Edit More...
1	VECA ELECTRIC & TECHNOLOGIES, LLC	No	\$16,183,052 \$16,183,052	Sub	No		No	View Edit More...
2	1 Industrial Source LLC		\$166,635 \$166,635	Reg. Dealer 60%	 DBE		No	View Edit More...
2	Birch Equipment Company Inc.		\$50,000 \$50,000	Reg. Dealer 60%	 DBE		No	View Edit More...
!	Convergent Technologies, LLC	No	\$530,642 \$530,642	Sub	No		No	View Edit More...
2	Corrosion Mitigation LLC		\$7,500 \$7,500	Reg. Dealer 60%	 DBE		No	View Edit More...
2	Edge Construction Supply	No	\$180,440 \$180,440	Reg. Dealer	No		No	View Edit More...
2	Indian Eyes LLC	No	\$185,773 \$185,773	Reg. Dealer	No		No	View Edit More...
2	Kathon Services, LLC		\$236,099 \$236,099	Reg. Dealer 60%	 DBE		No	View Edit More...
2	RPL Electric, LLC		\$261,698 \$261,698	Sub 100%	 DBE		No	View Edit More...
2	SUPPLYFORCE.COM, LLC	No	\$3,036,847 \$3,036,847	Reg. Dealer	No		No	View Edit More...
1	Zana Construction Company	No	\$90,745 \$90,745	Sub	No			View Edit More...

[Clear All New Record Alerts](#)

Subcontractor Addition Requests

Vendor Name	Certified	Tier	Requested Percent/ Amount	Type	Inc. in Goal	Compliance Audit	Date Requested	Status	Actions
-------------	-----------	------	---------------------------	------	--------------	------------------	----------------	--------	---------

Contech Services, Inc.	No	1	\$55,975	Sub	No		9/2/2021	Auto-Approved	View
Convergent Technologies, LLC	No	2	\$530,642	Sub	No		11/11/2020	Auto-Approved	View
Kirkland Land Care / LandSol, LLC (MMCI #162319)		2	\$8,256	Sub	No		7/1/2020	Auto-Approved	View
HAMD Enterprises, Inc		2	\$47,500	Sub 100%	 DBE		6/1/2020	Approved	View
A-1 Landscaping and Construction Inc		1	\$473,280	Sub	No		5/18/2020	Auto-Approved	View
AusClean Technologies, Inc.	No	1	\$102,037	Sub	No		1/15/2020	Auto-Approved	View
ACF West Construction Company (MMCI#162319)	No	2	\$13,016	Sub	No		12/4/2019	Auto-Approved	View
Channel Right (MMCI#162319)	No	2	\$2,625	Sub	No		12/4/2019	Auto-Approved	View
Birch Equipment Company Inc.		2	\$50,000	Reg. Dealer 60%	 DBE		10/7/2019	Approved	View
Omega Morgan	No	1	\$199,437	Truck/Haul	No		9/11/2019	Auto-Approved	View
Industrial Fabrication Company (MMCI#162319)		2	\$25,000	Manufacturer	No		9/4/2019	Auto-Approved	View
Indian Eyes LLC	No	2	\$185,773	Reg. Dealer	No		7/15/2019	Auto-Approved	View
Corrosion Mitigation LLC		2	\$7,500	Reg. Dealer 60%	 DBE		7/15/2019	Approved	View
Kathon Services, LLC		2	\$236,099	Reg. Dealer 60%	 DBE		7/15/2019	Approved	View
SUPPLYFORCE.COM, LLC	No	2	\$3,036,847	Reg. Dealer	No		7/3/2019	Auto-Approved	View
RPL Electric, LLC		2	\$261,698	Sub 100%	 DBE		6/24/2019	Approved	View
Edge Construction Supply	No	2	\$180,440	Reg. Dealer	No		6/24/2019	Auto-Approved	View
Kathon Services, LLC (D2F0025703)		2	\$242,200	Reg. Dealer 60%	 DBE		6/24/2019	Denied	View
1 Industrial Source LLC		2	60.000%	Reg. Dealer 60%	 DBE		6/24/2019	Approved	View
1 Industrial Source LLC		2	\$0	Reg. Dealer 60%	 DBE		6/24/2019	Withdrawn	View
Seattle Blue LLC (MMCI#162319)	No	2	\$20,000	Sub	No		3/1/2019	Auto-Approved	View
SNYDER ROOFING OF WASHINGTON LLC	No	1	\$1,414,339	Sub	No		12/19/2018	Auto-Approved	View
Al Vinson Inc. (MMCI #162319)		2	\$13,763	Sub 100%	 DBE		9/27/2018	Approved	View
Olson Brothers Pro-Vac (MMCI #162319)	No	2	\$2,500	Sub	No		9/27/2018	Auto-Approved	View
Meeds Environmental LLC (MMCI #162319)		2	\$21,750	Reg. Dealer 60%	 DBE		9/27/2018	Approved	View
MEKO CONSTRUCTION INC (MMCI #162319)		2	\$18,000	Sub 100%	 DBE		9/27/2018	Approved	View

West Wind Reinforcing, LLC (MMCI #162319)	No	2	\$42,137	Sub	No		9/27/2018	Auto-Approved	View
Sixense Inc (MMCI #162319)	No	2	\$71,050	Sub	No		9/27/2018	Auto-Approved	View
Salinas Sawing & Sealing Inc (MMCI #162319)	No	2	\$21,480	Sub 100%	No SBE		9/27/2018	Approved	View
Penhall Company (MMCI #162319)	No	2	\$3,500	Sub	No		9/27/2018	Auto-Approved	View
NORTHWEST ASPHALT, INC. (MMCI #162319)		2	\$57,739	Sub	No		9/27/2018	Auto-Approved	View
Kroner Environmental Services, Inc. (MMCI #162319)		2	\$63,822	Sub	No		9/27/2018	Auto-Approved	View
Garner Construction, Inc. (MMCI #162319)		2	\$32,858	Sub 100%	 DBE		9/27/2018	Approved	View
CivilTech Engineering Inc (MMCI #162319)	No	2	\$10,000	Sub 100%	 DBE		9/27/2018	Approved	View
Grady Excavating Inc (MMCI #162319)		2	\$12,600	Truck/Haul	No		9/27/2018	Auto-Approved	View
Colbeck & Company, Inc. (MMCI #162319)	No	2	\$47,500	Sub	No		9/27/2018	Auto-Approved	View
Cell-Crete Corp Specialty Concrete Contractors (MMCI #162319)	No	2	\$425,429	Sub	No		9/27/2018	Auto-Approved	View
1 Alliance Geomatics LLC (MMCI #162319)		2	\$115,159	Sub	No		9/27/2018	Auto-Approved	View
Seaburg construction Corporation		2	\$671,610	Sub	No	No	9/26/2018	Auto-Approved	View
Meeds Environmental LLC		2	\$28,496	Sub 100%	 DBE		9/26/2018	Auto-Approved	View
MEKO CONSTRUCTION INC		2	\$591,840	Sub 100%	 DBE		9/26/2018	Auto-Approved	View
Faison Construction Inc.		2	\$2,150,000	Sub 100%	 DBE		9/26/2018	Auto-Approved	View
Kent Crane Inspection Services, LLC	No	1	\$6,420	Sub	No		8/20/2018	Auto-Approved	View
KEYSTONE MASONRY, INC	No	1	\$4,933,486	Sub	No		8/2/2018	Auto-Approved	View
Zana Construction Company	No	1	\$90,745	Sub	No		8/2/2018	Auto-Approved	View
MidMountain Contractors, Inc.	No	1	\$1,730,000	Sub	No		8/1/2018	Auto-Approved	View

Contract Management: Subcontractor List



Main	View	Settings	Subs	Docs	Change Orders & Task Orders	Alerts	Comments	Messages	Closeout
Compliance Audit List	Compliance Audit Summary	Compliance Audit FY	Invoices	Reviews	Site Visits	Reports			

CN 0175-12C: N140 - U District Station Finishes
 Prime: **Hoffman Construction Company of Washington**
 5/1/2017 - 9/1/2021

Status: **Open**
 Current Award: **\$174,525,418**
 Goal: **10.00%** Total Paid: **\$173,109,586**
 % Credit: **16.75%** For Credit: **\$28,992,165**

Add Subcontractor

Prime Contractor

















Vendor Name	Certified	Inc. in Goal	Compliance Audit	Final Pmnt	Actions
 Hoffman Construction Company of Washington	No	No		No	View Edit More...

Subcontractor Award Totals

	Current Contract Goal	All Subs	Original Subs Towards Goal With Deductions	Current Subs Towards Goal With Deductions	Subs Towards Goal
Amounts	\$17,452,541.81	\$114,109,282.27	\$8,420,705.00	\$21,215,928.89	\$21,231,928.89
Percentages	10.000%	65.383%	5.268%	12.156%	12.166%

Multiple tiers of subcontractors are assigned to this contract. The totals above reflect the retained amounts counted at each tier. The subcontractor list below details full subcontract amounts.

Subcontractors

Subcontractor Name	Certified	Original/ Current	Type	Inc. in Goal	Compliance Audit	Final Pmnt	Actions
 AusClean Technologies, Inc.	No	\$94,878 \$94,878	Sub	No		No	View Edit More...
 BrandSafway Services, LLC	No	\$25,000 \$25,000	Sub	No		No	View Edit More...
 Bubbers, LLC		\$54,279 \$54,279	Sub 100%	 DBE		No	View Edit More...
 Clear Water Compliance LLC	No	\$143,763 \$143,763	Sub	No		No	View Edit More...
 Columbia Stone (Natural Stone Designs, Inc.)	No	\$556,000 \$556,000	Sub	No		No	View Edit More...
 Contech Services, Inc.	No	\$109,822 \$109,822	Sub	No		No	View Edit More...
 eLock Technologies, LLC	No	\$83,944 \$83,944	Sub	No		No	View Edit More...

1	Garner Construction, Inc.		\$906,347 \$906,347	Sub 100%	 DBE		No	View Edit More...
1	Geo/Test Services Inc	No (*)	\$5,000 \$5,000	Sub	No		No	View Edit More...
1	Hoffman Structures, Inc.	No	\$850,000 \$850,000	Sub	No		No	View Edit More...
1	Karben Ventures Inc	No	\$405,901 \$405,901	Sub	No		No	View Edit More...
1	KPFF, Inc.	No	\$1,000 \$1,000	Sub	No		No	View Edit More...
1	Krueger Sheet Metal Company	No	\$4,375,380 \$4,375,380	Sub	No		No	View Edit More...
1	MAYFIELDS HOISTING SERVICE, INC.		\$2,824,170 \$2,824,170	Sub 100%	 DBE		No	View Edit More...
1	McClellan Iron Works	No	\$6,929,333 \$6,929,333	Manufacturer 100%	 SBE		No	View Edit More...
1	MidMountain Contractors, Inc.	No	\$4,623,675 \$4,623,675	Sub	No		No	View Edit More...
2	CivilTech Engineering Inc	No (*)	\$22,863 \$22,863	Sub 100%	 SBE		No	View Edit More...
2	Grady Excavating Inc		\$60,592 \$60,592	Sub 100%	 SBE		No	View Edit More...
2	Industrial Fabrication Company		\$46,879 \$46,879	Sub 100%	 SBE		No	View Edit More...
2	Lakeside Industries Inc.	No	\$95,203 \$95,203	Sub	No		No	View Edit More...
2	Meeds Environmental LLC		\$4,688 \$4,688	Sub 100%	 DBE		No	View Edit More...
2	MEKO CONSTRUCTION INC		\$8,789 \$8,789	Sub 100%	 DBE		No	View Edit More...
2	Quality Fence Builders, Inc.		\$63,062 \$63,062	Sub 100%	 SBE		No	View Edit More...
2	Valley Growers Nursery & Landscape, Inc.		\$366,802 \$366,802	Sub 100%	 DBE		No	View Edit More...
3	Green City, Inc.		\$28,000 \$28,000	Sub 100%	 DBE		No	View Edit More...
2	W E Coates Surveying, LLC		\$37,982 \$37,982	Sub 100%	 DBE		No	View Edit More...
1	Ming Surveyors Inc.	No	\$650,000 \$650,000	Sub	No		No	View Edit More...
1	MORROW EQUIPMENT CO. LLC	No	\$124,250 \$124,250	Sub	No		No	View Edit More...
1	Ness & Campbell Crane Inc	No	\$81,690 \$81,690	Sub	No		No	View Edit More...
1	Norkote Inc.	No	\$508,746 \$508,746	Sub	No		No	View Edit More...

1	NORTHWEST TOWER CRANE SVC INC.	No	\$59,091 \$59,091	Sub	No		No	View Edit More...
1	Pacific Mobile Structures	No	\$261,996 \$261,996	Sub	No		No	View Edit More...
1	Pacific Pro Testing Associates		\$233,135 \$233,135	Sub 100%	No DBE			No View Edit More...
1	Pellco Construction	No (*)	\$107,466 \$107,466	Sub	No		No	View Edit More...
1	Penington Painting Company	No	\$826,176 \$826,176	Sub	No		No	View Edit More...
1	Platinum Group		\$35,000 \$35,000	Sub 100%	No DBE		No	View Edit More...
1	Platinum Specialty Services, Inc	No	\$616,532 \$616,532	Sub	No		No	View Edit More...
1	R&D Masonry, Inc.	No	\$1,958,750 \$1,958,750	Sub	No		No	View Edit More...
2	Puget Sound Steel Co Inc.		\$19,427 \$19,427	Manufacturer 100%	No DBE			No View Edit More...
2	UNITED PROFESSIONAL CAULKING & RESTORATION, INC.		\$55,000 \$55,000	Sub 100%	No DBE			No View Edit More...
1	Schindler Elevator Corporation	No	\$10,952,839 \$10,952,839	Sub	No		No	View Edit More...
1	Sign Solutions	No	\$28,151 \$28,151	Sub	No		No	View Edit More...
1	Sixense Inc	No	\$98,429 \$98,429	Sub	No		No	View Edit More...
1	SNYDER ROOFING OF WASHINGTON LLC	No	\$2,216,200 \$2,216,200	Sub	No		No	View Edit More...
1	SNYDER ROOFING OF WASHINGTON LLC (Roofing)	No	\$1,002,350 \$1,002,350	Sub	No		No	View Edit More...
1	University Mechanical Contractors, Inc.	No	\$5,152,214 \$5,152,214	Sub	No		No	View Edit More...
2	Automated Controls	No	\$4,178,000 \$4,178,000	Sub 100%	No SBE			No View Edit More...
2	Birch Equipment Company Inc.		\$40,000 \$40,000	Sub 60%	No DBE			No View Edit More...
2	Hudson Bay Insulation Co	No	\$1,400,000 \$1,400,000	Sub	No		No	View Edit More...
2	Neudorfer Engineers, Inc.	No	\$160,270 \$160,270	Sub 100%	No SBE			No View Edit More...
1	Vanderlip & Company Inc	No	\$12,847,500 \$12,847,500	Sub	No		No	View Edit More...
2	Phampena, Inc		\$1,297,576 \$1,297,576	Sub 100%	No SBE			No View Edit More...
1	VECA ELECTRIC & TECHNOLOGIES, LLC	No	\$17,161,248 \$17,161,248	Sub	No		No	View Edit More...
	Hudson Bay Insulation Co	No	\$204,290	Sub	No		No	View Edit More...

2			\$204,290						
2	Nelson Trucking Co., Inc.	No	\$9,650 \$9,650	Sub	No		No	View Edit More...	
2	Prime Electric Inc.	No	\$461,838 \$461,838	Sub	No		No	View Edit More...	
2	RPL Electric, LLC		\$300,000 \$300,000	Sub 100%	 DBE		No	View Edit More...	
1	WALSH CONSTRUCTION COMPANY II, LLC.	No	\$33,457,208 \$33,457,208	Sub	No		No	View Edit More...	
2	MEKO CONSTRUCTION INC		\$548,500 \$548,500	Sub 100%	 DBE		No	View Edit More...	
2	North Coast Iron Corp	No	\$258,443 \$258,443	Sub	No	No		View Edit More...	
2	OMA Construction, Inc.		\$110,000 \$110,000	Sub 100%	 DBE		No	View Edit More...	
2	Rebar International Inc	No	\$5,308,124 \$5,308,124	Sub	No		No	View Edit More...	
3	Puget Sound Steel Co Inc.		\$2,850,000 \$2,850,000	Sub 100%	 DBE		No	View Edit More...	
2	UNITED PROFESSIONAL CAULKING & RESTORATION, INC.		\$16,800 \$16,800	Sub 100%	 DBE		No	View Edit More...	
2	W E Coates Surveying, LLC		\$17,915 \$17,915	Sub 100%	 DBE		No	View Edit More...	
1	Western States Fire Protection Co	No	\$2,470,000 \$2,470,000	Sub	No		No	View Edit More...	
1	Western Tile and Marble Contractors, Inc.	No	\$925,825 \$925,825	Sub	No		No	View Edit More...	
2	TECHNICAL WATERPROOFING INC		\$44,521 \$44,521	Sub 100%	 SBE	No		View Edit More...	
1	Zana Construction Company	No	\$92,357 \$92,357	Sub	No			View Edit More...	
1	Zesbaugh, Inc.	No	\$253,637 \$253,637	Sub	No	No		View Edit More...	

[Clear All New Record Alerts](#)

Subcontractor Addition Requests									
Vendor Name	Certified	Tier	Requested Percent/ Amount	Type	Inc. in Goal	Compliance Audit	Date Requested	Status	Actions

Contech Services, Inc.	No	1	\$109,822	Sub	No		9/2/2021	Auto-Approved	View
BrandSafway Services, LLC	No	1	\$25,000	Sub	No		4/21/2021	Auto-Approved	View
Lakeside Industries Inc.	No	2	\$95,203	Sub	No		4/8/2021	Auto-Approved	View
eLock Technologies, LLC	No	1	\$83,944	Sub	No		1/28/2021	Auto-Approved	View
Green City, Inc.		3	\$28,000	Sub 100%	 DBE		12/24/2020	Approved	View
W E Coates Surveying, LLC		2	\$17,915	Sub 100%	 DBE		12/22/2020	Approved	View
TECHNICAL WATERPROOFING INC		2	\$44,521	Sub	No		12/18/2020	Auto-Approved	View
CivilTech Engineering Inc	No	2	\$22,863	Sub 100%	 SBE		12/18/2020	Approved	View
Quality Fence Builders, Inc.		2	\$63,062	Sub 100%	 SBE		12/18/2020	Approved	View
Industrial Fabrication Company		2	\$46,879	Sub	No		12/18/2020	Auto-Approved	View
Phampena, Inc		2	\$1,297,576	Sub	No		12/18/2020	Auto-Approved	View
Meeds Environmental LLC		2	\$4,688	Sub 100%	 DBE		12/18/2020	Approved	View
Bubbers, LLC		2	\$54,279	Sub 100%	 DBE		12/18/2020	Approved	View
Grady Excavating Inc		2	\$60,592	Sub 100%	 SBE		12/18/2020	Approved	View
Puget Sound Steel Co Inc.		2	\$19,427	Manufacturer 100%	 DBE		12/18/2020	Approved	View
MEKO CONSTRUCTION INC		2	\$8,789	Sub 100%	 DBE		12/18/2020	Approved	View
Valley Growers Nursery & Landscape, Inc.		2	\$366,802	Sub 100%	 DBE		12/18/2020	Approved	View
W E Coates Surveying, LLC		2	\$37,982	Sub 100%	 DBE		12/18/2020	Approved	View
Pacific Pro Testing Associates		1	\$233,135	Sub 100%	 DBE		12/18/2020	Approved	View
North Coast Iron Corp	No	2	\$258,443	Sub	No		7/10/2020	Auto-Approved	View
Sign Solutions	No	1	\$28,151	Sub	No		7/10/2020	Auto-Approved	View
Zesbaugh, Inc.	No	1	\$253,637	Sub	No		6/11/2020	Auto-Approved	View
Western Tile and Marble Contractors, Inc.	No	1	\$925,825	Sub	No		6/11/2020	Auto-Approved	View
AusClean Technologies, Inc.	No	1	\$94,878	Sub	No		6/11/2020	Auto-Approved	View
Prime Electric Inc.	No	2	\$461,838	Sub	No		12/13/2019	Auto-Approved	View
Krueger Sheet Metal Company	No	1	\$4,375,380	Sub	No		12/11/2019	Auto-Approved	View
Norkote Inc.	No	1	\$508,746	Sub	No		12/10/2019	Auto-Approved	View

Nelson Trucking Co., Inc.	No	2	\$9,650	Sub	No		9/27/2019	Auto-Approved	View
Hudson Bay Insulation Co	No	2	\$204,290	Sub	No		9/20/2019	Auto-Approved	View
SNYDER ROOFING OF WASHINGTON LLC (Roofing)	No	1	\$1,002,350	Sub	No		5/14/2019	Auto-Approved	View
Karben Ventures Inc	No	1	\$405,901	Sub	No		4/15/2019	Auto-Approved	View
Zana Construction Company	No	1	\$92,357	Sub	No		4/1/2019	Auto-Approved	View
UNIPRO	No	2	\$16,800	Sub	No		4/1/2019	Auto-Approved	View
UNITED PROFESSIONAL CAULKING & RESTORATION, INC.		2	\$55,000	Sub	No	No	11/8/2018	Auto-Approved	View
R&D Masonry, Inc.	No	1	\$1,958,750	Sub	No		10/9/2018	Auto-Approved	View
Vanderlip & Company Inc	No	1	\$12,847,500	Sub	No		8/13/2018	Auto-Approved	View
KPFF, Inc.	No	1	\$1,000	Sub	No		5/14/2018	Auto-Approved	View
Clear Water Compliance LLC	No	1	\$143,763	Sub	No		3/28/2018	Auto-Approved	View
Hudson Bay Insulation Co	No	2	\$1,400,000	Sub	No		2/15/2018	Auto-Approved	View
Sixense Inc	No	1	\$98,429	Sub	No		1/15/2018	Auto-Approved	View
Platinum Specialty Services, Inc	No	1	\$616,532	Sub	No		1/11/2018	Auto-Approved	View
Schindler Elevator Corporation	No	1	\$10,952,839	Sub	No		1/11/2018	Auto-Approved	View
Penington Painting Company	No	1	\$826,176	Sub	No		1/10/2018	Auto-Approved	View
McClellan Iron Works	No	1	\$6,929,333	Sub	No		12/18/2017	Auto-Approved	View
NORTHWEST TOWER CRANE SVC INC.	No	1	\$59,091	Sub	No		9/13/2017	Approved	View
Geo/Test Services Inc	No	1	\$5,000	Sub	No		9/13/2017	Approved	View
Ness & Campbell Crane Inc	No	1	\$81,690	Sub	No		9/13/2017	Approved	View
Pacific Mobile Structures	No	1	\$261,996	Sub	No		9/13/2017	Approved	View
MORROW EQUIPMENT CO. LLC	No	1	\$124,250	Sub	No		9/12/2017	Approved	View
Western States Fire Protection Co	No	1	\$2,470,000	Sub	No		9/12/2017	Approved	View
Garner Construction, Inc.		1	\$906,347	Sub 100%	No DBE		9/12/2017	Approved	View
Platinum Group		1	\$35,000	Sub 100%	No DBE		9/11/2017	Auto-Approved	View
Ming Surveyors Inc.	No	1	\$650,000	Sub	No		6/20/2017	Auto-Approved	View
Pellco Construction	No	1	\$107,466	Sub	No		6/20/2017	Auto-Approved	View
Rebar International Inc	No	1	\$5,308,124	Sub	No	No	6/16/2017	Auto-Approved	View
MAYFIELDS HOISTING SERVICE, INC.		1	\$2,824,170	Sub	No	No	6/15/2017	Auto-Approved	View
SNYDER ROOFING OF WASHINGTON LLC	No	1	\$2,216,200	Sub	No	No	6/15/2017	Auto-Approved	View

MidMountain Contractors, Inc.	No	1	\$4,623,675	Sub	No	No	6/15/2017	Auto-Approved	View
Hoffman Structures, Inc.	No	1	\$850,000	Sub	No	No	6/15/2017	Auto-Approved	View

[Customer Support](#)

Copyright © 2021 B2Gnow. All rights reserved.

[Home](#) | [Print This Page](#) | [Print To PDF](#) | [Save To PDF](#) | [Translate](#)

Invoice Information

Invoice Date	1	10/18/2021
Invoice Number	2	52
Progress Payment	3	52
Period of Service	4	9/1/2021 - 9/30/2021

Number of Attached Certification Letters ¹⁸ 0

(Please attach a copy of each **new** subcontractor's proof of certification as applicable, or proof of Small Business Size.)

Contract Information

ST Contract Number	5	RTA/CN 0004-15C
ST PO Number	6	163356
Original Contract Amount	7	\$ 3,684,700.00
Executed Change Orders	8	\$ 702,802,804.19
Percent Complete	9	

Disadvantaged Business Enterprise Paid to date
Small Business Participation Paid to date

Contractor Information

Company Name	10	Kiewit-Hoffman East Link Constructors
Diversity Contact Name	11	Tyler Isackson
Diversity Contact Phone	12	206-718-0518
Diversity Contact Email	13	Tyler.Isackson@kiewit.com

19	\$	53,296,174.95	20	150.88%
19	\$	69,852,118.28	20	98.87%

Diversity Contract Goals

Small Business Commitment	14	10%
Small Business Goal	15	10%
DBE Commitment	16	5%
DBE Goal	17	5%

DBE Contract Value	\$	51,353,013.97	7.27%
SBP Contract Value	\$	70,201,475.95	9.94%

Company Name	DBE/SBE Type	Demographic Type*	Contractor Type **	Current Contract Amount	Prior Invoiced To Date	This Period Invoiced	Invoiced To Date	Paid This Period	Amount Paid To Date
Kiewit-Hoffman East Link Constructors		²² 161	²³ 4	²⁴ \$ 706,487,504.19	\$ 663,008,730.19	\$ 1,294,139	\$ 664,302,869.19	\$ -	\$ 671,342,645.13
Subcontractors (please list all subcontractors)									
1 Alliance Geomatics, LLC	DBE	40	4	\$ 220,000.00	\$ 166,353.50	\$ -	\$ 166,353.50	\$ -	\$ 166,353.50
Apply-A-Line, Inc		161	4	\$ 26,826.00	\$ 6,686.00	\$ -	\$ 6,686.00	\$ -	\$ 6,686.00
Belarde Company Inc	DBE	40	4	\$ 43,729.00	\$ 41,429.00	\$ -	\$ 41,429.00	\$ -	\$ 41,429.00
Birch Equipment Rentals	DBE	30	9	\$ 32,970.75	\$ 32,970.75	\$ -	\$ 32,970.75	\$ -	\$ 32,970.75
Bravo Environmental		161	2	\$ 414,670.00	\$ 483,199.30	\$ -	\$ 483,199.30	\$ 1,131.00	\$ 475,003.30
Briar Group	DBE	30	2	\$ 7,300.00	\$ 7,300.00	\$ -	\$ 7,300.00	\$ -	\$ 7,300.00
Condon-Johnson		161	4	\$ 5,249,095.93	\$ 5,129,595.79	\$ -	\$ 5,129,595.79	\$ -	\$ 5,249,095.88
Construction Ahead, Inc. dba Pavement	DBE	30	4	\$ 340,950.00	\$ 319,767.50	\$ -	\$ 319,767.50	\$ -	\$ 326,267.50
Cosco Fire Protection		155	4	\$ 3,170,732.00	\$ 3,221,372.00	\$ -	\$ 3,221,372.00	\$ 10,494.50	\$ 3,002,762.00
Crux Diving		161	4	\$ 108,516.00	\$ 76,441.66	\$ -	\$ 76,441.66	\$ 34,285.00	\$ 108,241.46
DeForge Maritime Towing		161	9	\$ 518,479.57	\$ 416,424.85	\$ -	\$ 416,424.85	\$ -	\$ 424,836.41
DMT Electric Company Inc.		161	4	\$ 38,000.00	\$ 38,000.00	\$ -	\$ 38,000.00	\$ -	\$ 38,000.00
Edco Inc	DBE	30	4	\$ 3,724,235.06	\$ 3,667,355.99	\$ -	\$ 3,667,355.99	\$ -	\$ 3,663,712.23
EHS-International Inc.	DBE	40	2	\$ 130,968.86	\$ 112,893.54	\$ -	\$ 112,893.54	\$ -	\$ 112,893.54
Elcon Corporation		161	4	\$ 19,893,405.92	\$ 21,990,784.08	\$ -	\$ 21,990,784.08	\$ -	\$ 19,455,737.68
Elliott Bay Design Group		161	1	\$ 494,000.00	\$ 486,374.79	\$ -	\$ 486,374.79	\$ -	\$ 472,254.54
FD Thomas		161	4	\$ 1,906,952.00	\$ 1,902,513.00	\$ -	\$ 1,902,513.00	\$ -	\$ 1,884,860.85
The Henson Company		161	4	\$ 851,081.95	\$ 869,744.15	\$ -	\$ 869,744.15	\$ -	\$ 837,459.95
Holland LP		161	4	\$ 471,723.00	\$ 449,646.74	\$ -	\$ 449,646.74	\$ -	\$ 449,646.74
Jesse Engineering		161	8	\$ 9,322,890.45	\$ 8,940,728.20	\$ -	\$ 8,940,728.20	\$ -	\$ 8,940,728.20
JH Kelly		161	4	\$ 13,756,359.81	\$ 14,179,795.51	\$ 12,478.00	\$ 14,192,273.51	\$ 70,482.00	\$ 13,096,819.51
Jobsite Stud Welding		161	4	\$ 81,034.12	\$ 159,315.05	\$ -	\$ 159,315.05	\$ -	\$ 158,546.13
Johnson Brothers Landscaping	SBE	100	4	\$ 2,690,078.69	\$ 2,522,150.40	\$ 128,635.02	\$ 2,650,785.42	\$ 268,688.67	\$ 2,015,231.89
John-Wayne Construction Company	DBE	40	4	\$ 404,153.70	\$ 390,131.40	\$ -	\$ 390,131.40	\$ -	\$ 390,131.40
Kenco	SBE	100	4	\$ 5,108,534.23	\$ 5,690,568.46	\$ 41,907.35	\$ 5,732,475.81	\$ -	\$ 4,923,816.76
KT Contracting Company Inc	DBE	30	4	\$ 5,008,318.47	\$ 4,558,389.57	\$ -	\$ 4,558,389.57	\$ -	\$ 4,169,117.43
Liberty Security	DBE	40	2	\$ 1,355,930.50	\$ 1,619,719.51	\$ 11,396.38	\$ 1,631,115.89	\$ 22,421.36	\$ 1,630,415.83
Long Painting Company		161	4	\$ 2,006,737.21	\$ 2,082,223.08	\$ -	\$ 2,082,223.08	\$ 32,644.39	\$ 1,986,311.84
Marshbank	DBE	40	4	\$ 631,971.19	\$ 464,211.37	\$ -	\$ 464,211.37	\$ -	\$ 464,211.37
Meeds* (100% Participation)	DBE	40	8	\$ 369,365.68	\$ 654,718.76	\$ 13,839.41	\$ 668,558.17	\$ 32,552.41	\$ 651,956.84
Mehrer		161	4	\$ 3,422,828.41	\$ 3,568,250.81	\$ 749.00	\$ 3,568,999.81	\$ -	\$ 3,424,591.81
Meko Construction	DBE	40	4	\$ 674,362.50	\$ 863,333.63	\$ 3,453.43	\$ 866,787.06	\$ 9,645.46	\$ 852,325.63
Metro Painting LLC	DBE	161	4	\$ 1,060,724.30	\$ 1,082,724.30	\$ -	\$ 1,082,724.30	\$ -	\$ 1,082,724.30
Mid Mountain Contractors Inc.		161	4	\$ 65,502,945.57	\$ 64,736,957.21	\$ -	\$ 64,736,957.21	\$ 565,691.97	\$ 61,245,658.76
Mission Glass		161	4	\$ 3,666,446.63	\$ 3,579,203.75	\$ -	\$ 3,579,203.75	\$ -	\$ 3,427,183.74
Multivista		161	2	\$ 115,242.03	\$ 111,873.75	\$ 3,463.00	\$ 115,336.75	\$ -	\$ 112,960.05
National Welding		161	4	\$ 57,471.38	\$ 57,471.38	\$ -	\$ 57,471.38	\$ -	\$ 57,471.38
Novito Construction, Inc.	DBE	30	4	\$ 5,500,000.00	\$ 6,891,569.76	\$ 58,045.90	\$ 6,949,615.66	\$ 80,351.63	\$ 6,811,741.75
O'Unco Engineering	DBE	40	1	\$ 50,000.00	\$ 39,600.00	\$ -	\$ 39,600.00	\$ -	\$ 39,600.00
O'Neill Service Group	DBE	40	2	\$ 8,240,000.00	\$ 11,646,241.30	\$ 84,026.70	\$ 11,730,268.00	\$ 126,153.50	\$ 11,437,674.68
Pacific Pro Testing	DBE	30	2	\$ 337,073.00	\$ 386,645.75	\$ -	\$ 386,645.75	\$ -	\$ 386,645.75
Penhall		161	4	\$ 15,181,118.14	\$ 15,889,868.72	\$ -	\$ 15,889,868.72	\$ -	\$ 15,865,496.46
Performance Abatement Services		161	4	\$ 655,706.28	\$ 419,882.10	\$ -	\$ 419,882.10	\$ -	\$ 419,882.10
PH Consulting	DBE	40	1	\$ 8,500.00	\$ 8,500.00	\$ -	\$ 8,500.00	\$ -	\$ 8,500.00
Purcell Painting		161	4	\$ 2,822,747.31	\$ 2,505,674.54	\$ -	\$ 2,505,674.54	\$ -	\$ 2,400,160.30
R2M2 Rebar and Stressing		161	4	\$ 2,621,797.65	\$ 2,507,407.55	\$ -	\$ 2,507,407.55	\$ -	\$ 2,661,804.11
Rebar International, Inc		161	4	\$ 3,589,379.66	\$ 4,116,717.30	\$ 12,569.00	\$ 4,129,286.30	\$ 185,186.00	\$ 3,889,084.78
Badger Holding LLC dba Safway Services LLC		161	4	\$ 1,287,772.13	\$ 1,571,634.35	\$ 5,444.06	\$ 1,577,078.41	\$ 81,314.23	\$ 1,590,672.03
Schindler Elevator		161	4	\$ 8,812,779.00	\$ 8,682,937.00	\$ -	\$ 8,682,937.00	\$ -	\$ 8,682,937.00
Schwager Davis Inc.		161	4	\$ 4,718,724.00	\$ 4,744,414.58	\$ -	\$ 4,744,414.58	\$ -	\$ 4,744,414.58
SeaTac Sweeping	DBE	161	2	\$ 526,550.00	\$ 110,127.55	\$ -	\$ 110,127.55	\$ -	\$ 110,127.55
Seattle Sweeping, Inc.	SBE	100	2	\$ 910,000.00	\$ 1,100,788.65	\$ 1,788.00	\$ 1,102,576.65	\$ -	\$ 1,060,300.62
Secure A Site Inc.		161	2	\$ 1,128,988.85	\$ 989,764.17	\$ -	\$ 989,764.17	\$ -	\$ 986,350.49
Shinn Mechanical Inc.		161	4	\$ 9,330,439.59	\$ 9,247,483.00	\$ -	\$ 9,247,483.00	\$ 15,365.00	\$ 9,094,983.00
Signs Now* (100% Participation)	DBE	30	8	\$ -	\$ 9,799.57	\$ -	\$ 9,799.57	\$ -	\$ 9,799.57

Company Name	DBE/SBE Type	Demographic Type*	Contractor Type **	Current Contract Amount	Prior Invoiced To Date	This Period Invoiced	Invoiced To Date	Paid This Period	Amount Paid To Date
Snyder Roofing of Washington		161	4	\$ 3,047,142.12	\$ 3,244,711.79	\$ 145,101.81	\$ 3,389,813.60	\$ -	\$ 2,903,807.14

Company Name	DBE/SBE Type	Demographic Type*	Contractor Type **	Current Contract Amount	Prior Invoiced To Date	This Period Invoiced	Invoiced To Date	Paid This Period	Amount Paid To Date
ST Fabrication (Material Contract) 44	DBE	40	8	\$ 2,328,741.89	\$ 2,315,272.43	\$ -	\$ 2,315,272.43	\$ -	\$ 2,474,480.43
ST Fabrication (Subcontract) 42	DBE	40	8	\$ 13,525,661.03	\$ 14,149,863.50	\$ 80,210.09	\$ 14,230,073.59	\$ 120,520.00	\$ 14,080,475.32
ST Fabrication (Other Materials) 45	DBE	40	8	\$ 145,590.86	\$ 145,590.86	\$ -	\$ 145,590.86	\$ -	\$ 304,798.86
Sturgeon		161	4	\$ 17,719,084.95	\$ 17,782,509.73	\$ 18,064.00	\$ 17,800,573.73	\$ (26,099.36)	\$ 17,562,344.96
Systems Interface, Inc.		161	4	\$ 1,539,025.00	\$ 1,515,828.11	\$ -	\$ 1,515,828.11	\$ -	\$ 1,585,139.21
The Bag Lady	DBE	30	8	\$ 33,420.46	\$ 33,420.59	\$ -	\$ 33,420.59	\$ -	\$ 34,872.92
VAK Engineering	SBE	100	1	\$ 250,000.00	\$ 155,828.75	\$ -	\$ 155,828.75	\$ -	\$ 154,053.75
Washington Rock Quarries		161	8	\$ 1,844,190.96	\$ 1,428,005.41	\$ 3,633.18	\$ 1,431,638.59	\$ -	\$ 1,456,071.79
WH Pacific, Inc.		40	2	\$ 44,593.61	\$ -	\$ -	\$ 44,593.61	\$ -	\$ 44,593.61
Condon-Johnson Sub Tier(s)									
Bravo Environmental		161	4	T&M	\$ 16,463.50	\$ -	\$ 16,463.50	\$ -	\$ 16,463.50
Olson Brother's ProVac		161		T&M	\$ 4,100.00	\$ -	\$ 4,100.00	\$ -	\$ 4,100.00
Ralph's Concrete Pumping		161	4	T&M	\$ 13,951.80	\$ -	\$ 13,951.80	\$ -	\$ 13,951.80
Versatile Drilling Contractors				T&M	\$ 43,080.00	\$ -	\$ 43,080.00	\$ -	\$ 43,080.00
Elcon Sub Tier(s)									
Bravo Environmental		161	4	\$ 12,138.50	\$ 12,138.50	\$ -	\$ 12,138.50	\$ -	\$ 12,138.50
Convergint (Access Controls)			4	\$ 116,217.00	\$ 104,735.93	\$ -	\$ 104,735.93	\$ -	\$ 103,489.11
Convergint (Fire Alarm)			4	\$ 250,689.00	\$ 249,631.00	\$ 2,285.00	\$ 251,916.00	\$ 4,310.00	\$ 238,288.00
Dalton Electric	SBE	108	4	\$ 531,998.14	\$ 531,998.14	\$ -	\$ 531,998.14	\$ -	\$ 531,998.14
ELM Solutions Corp	SBE	108		\$ 79,355.16	\$ 79,355.16	\$ -	\$ 79,355.16	\$ 4,106.29	\$ 79,355.16
NW Wind & Solar			4	\$ 43,534.00	\$ 39,534.00	\$ -	\$ 39,534.00	\$ 8,806.80	\$ 38,534.00
Olson Brother's ProVac			4	\$ 86,822.14	\$ 88,227.14	\$ 10,700.00	\$ 98,927.14	\$ 2,140.00	\$ 84,192.14
RPL Electric	DBE	38	4	\$ 1,646,687.97	\$ 1,620,647.25	\$ -	\$ 1,620,647.25	\$ 1,059.38	\$ 1,596,447.95
Penhall			4	\$ 94,663.70	\$ 100,432.73	\$ -	\$ 100,432.73	\$ -	\$ 91,106.57
Fuller Electric	SBE	30	4	\$ 100,046.98	\$ 100,046.98	\$ -	\$ 100,046.98	\$ -	\$ 100,046.98
Mobile Electric	DBE	97	4	\$ 234,580.71	\$ 234,873.54	\$ -	\$ 234,873.54	\$ -	\$ 234,873.54
Magnum Crane Services (Barnhart Crane)				\$ 40,758.50	\$ 40,758.50	\$ -	\$ 40,758.50	\$ -	\$ 40,758.50
CAD of Puger Sound				\$ 5,000.00	\$ 1,400.00	\$ -	\$ 1,400.00	\$ -	\$ 1,400.00
Brundage Bone Concrete Pumping				\$ 10,000.00	\$ 9,198.56	\$ -	\$ 9,198.56	\$ -	\$ 9,198.56
RHC Engineering (professional services)				\$ 30,000.00	\$ 28,400.00	\$ -	\$ 28,400.00	\$ -	\$ 28,400.00
KT Contracting				\$ 56,238.98	\$ 18,889.83	\$ -	\$ 18,889.83	\$ -	\$ 18,889.93
Performance Contracting Inc (PCI Scaffolding)				\$ 31,161.00	\$ 31,161.00	\$ 1,391.00	\$ 32,552.00	\$ -	\$ 21,330.00
Evergreen Erectors				\$ 2,477.00	\$ 2,477.00	\$ -	\$ 2,477.00	\$ -	\$ 2,477.00
Trenchless Construction				\$ 14,630.00	\$ 14,630.00	\$ -	\$ 14,630.00	\$ -	\$ 14,630.00
MidMountain Contractors				\$ 58,195.69	\$ 18,938.11	\$ -	\$ 18,938.11	\$ -	\$ 26,938.11
Precision Concrete Cutting						\$ 16,680.00	\$ 16,680.00	\$ -	\$ -
FD Thomas Sub Tier(s)									
Brand Energy		155	4	\$ 114,509.51	\$ 114,509.51	\$ -	\$ 114,509.51	\$ -	\$ 114,509.51
D2 Industrial Services				\$ 38,075.92	\$ -	\$ -	\$ -	\$ -	\$ -
JH Kelly Sub Tier(s)									
Automated Controls	SBE	108	4	\$ 4,906,031.00	\$ 4,833,757.00	\$ -	\$ 4,833,757.00	\$ 60,249.00	\$ 4,777,757.00
Emerald Aire, Inc.		161	4	\$ 2,057,744.00	\$ 2,047,711.00	\$ -	\$ 2,047,711.00	\$ -	\$ 2,047,708.00
Performance Contracting			4	\$ 1,147,566.00	\$ 1,129,867.00	\$ -	\$ 1,129,867.00	\$ 102,532.00	\$ 1,122,078.00
Airtest Co, Inc			4	\$ 73,025.00	\$ 36,050.00	\$ -	\$ 36,050.00	\$ 3,800.00	\$ 36,050.00
JBD Excavation, Inc.			8	\$ 70,470.00	\$ 41,077.00	\$ -	\$ 41,077.00	\$ 2,756.00	\$ 41,077.00
Penhall			8	\$ 45,099.00	\$ 43,833.00	\$ -	\$ 43,833.00	\$ -	\$ 43,442.00
Bravo Environmental NW				\$ 10,000.00	\$ 6,705.00	\$ -	\$ 6,705.00	\$ -	\$ 6,705.00
EHS International Inc.				\$ 30,003.00	\$ 30,981.00	\$ -	\$ 30,981.00	\$ -	\$ 26,337.00
MidMountain Sub Tier(s)									
Antigo Construction		148	4	\$ 31,500.00	\$ 31,500.00	\$ -	\$ 31,500.00	\$ -	\$ 28,975.00
Apply A Line		148	4	\$ 65,616.65	\$ 36,069.63	\$ -	\$ 36,069.63	\$ 7,223.99	\$ 17,679.06
Bravo Environmental		148	4	\$ 450,000.00	\$ 461,016.51	\$ -	\$ 461,016.51	\$ -	\$ 454,926.51
CAD of Puget Sound		148	4	\$ 25,600.00	\$ 2,722.50	\$ -	\$ 2,722.50	\$ -	\$ 2,722.50
Cascade Drilling		148	4	\$ 6,432.80	\$ 15,935.00	\$ -	\$ 15,935.00	\$ -	\$ 15,935.00
Cell-Crete		148	8	\$ 82,958.89	\$ 63,333.66	\$ -	\$ 63,333.66	\$ -	\$ 60,166.98
Channel Right		108	4	\$ 21,825.00	\$ 14,329.50	\$ -	\$ 14,329.50	\$ -	\$ 14,329.50
Civil-Tech Engineering, Inc.	DBE	42	4	\$ 25,717.50	\$ 25,717.50	\$ -	\$ 25,717.50	\$ -	\$ 25,717.50
Combined Cutting Cont. Inc.				\$ 7,700.00	\$ 13,200.00	\$ -	\$ 13,200.00	\$ -	\$ 13,200.00
Colbeck & Co.			4	\$ 78,386.00	\$ 15,300.00	\$ -	\$ 15,300.00	\$ 8,075.00	\$ 6,460.00
Elcon Corporation		148	4	\$ 18,236,816.00	\$ 18,491,231.08	\$ -	\$ 18,491,231.08	\$ -	\$ 18,415,496.60
Grady Excavating	SBE	17	4	\$ 2,421,440.00	\$ 1,562,223.85	\$ -	\$ 1,562,223.85	\$ -	\$ 1,562,223.85
Ground Up Road Construction		148	4	\$ 5,554.95	\$ 5,554.95	\$ -	\$ 5,554.95	\$ -	\$ 5,554.95
ICON Materials/CPM Development Corp		148	8	\$ 550,610.57	\$ 521,073.02	\$ -	\$ 521,073.02	\$ 49,269.85	\$ 469,210.02
Industrial Fabrication	SBE	88	8	\$ 467,708.00	\$ 522,859.00	\$ -	\$ 522,859.00	\$ -	\$ 522,859.00
JC Supply - Lightcap Industries	SBE	77	8	\$ 119,697.93	\$ 119,697.93	\$ -	\$ 119,697.93	\$ -	\$ 116,007.75
Johnson Brothers Landscaping		161	4	\$ 1,310,329.36	\$ 1,220,012.00	\$ -	\$ 1,220,012.00	\$ 35,958.05	\$ 1,056,896.29
John-Wayne Construction	DBE	24	4	\$ 1,080,622.37	\$ 1,114,656.97	\$ -	\$ 1,114,656.97	\$ -	\$ 1,114,656.97

Company Name	DBE/SBE Type	Demographic Type*	Contractor Type **	Current Contract Amount	Prior Invoiced To Date	This Period Invoiced	Invoiced To Date	Paid This Period	Amount Paid To Date
Mallory Safety & Supply, LLC	SBE	88	8	\$ 20,000.00	\$ 90,783.66	\$ -	\$ 90,783.66	\$ -	\$ 90,783.66
MBI Construction Services	DBE	101,81,41	4	\$ 336,500.00	\$ 312,472.64	\$ -	\$ 312,472.64	\$ 2,553.00	\$ 309,919.64
Meeds Environmental	DBE	25	8	\$ 150,000.00	\$ 244,851.68	\$ -	\$ 244,851.68	\$ 7,321.99	\$ 237,303.96
Meko Construction	DBE	45	4	\$ 244,538.05	\$ 286,962.61	\$ -	\$ 286,962.61	\$ -	\$ 282,565.83

Company Name	DBE/SBE Type	Demographic Type*	Contractor Type **	Current Contract Amount	Prior Invoiced To Date	This Period Invoiced	Invoiced To Date	Paid This Period	Amount Paid To Date			
Michels Corporation		148	4	\$ 1,104,398.24	\$ 993,094.64	\$ -	\$ 993,094.64	\$ -	\$ 993,094.64			
Monarch Masonry				\$ 32,000.00	\$ 39,697.00	\$ -	\$ 39,697.00	\$ -	\$ 39,697.00			
Olson Brothers ProVac		148	4	\$ 22,020.00	\$ 45,160.00	\$ -	\$ 45,160.00	\$ -	\$ 45,160.00			
OMA Construction	DBE	27	4	\$ 72,500.00	\$ 522,575.50	\$ -	\$ 522,575.50	\$ -	\$ 513,370.50			
Pearson Drilling	DBE	45	4	\$ 1,291,751.62	\$ 1,389,654.21	\$ -	\$ 1,389,654.21	\$ -	\$ 1,296,413.12			
Performance Contracting		148	4	\$ 344,148.00	\$ 175,890.00	\$ -	\$ 175,890.00	\$ -	\$ 167,095.50			
Petersen Brothers		148	4	\$ 260,552.74	\$ 127,752.96	\$ -	\$ 127,752.96	\$ -	\$ 127,752.96			
Purcell Painting		148	4	\$ 67,417.00	\$ 78,938.80	\$ -	\$ 78,938.80	\$ -	\$ 78,938.80			
Quality Fence Builders	DBE		4	\$ 1,532,233.00	\$ 1,430,792.68	\$ 35,630.05	\$ 1,466,422.73	\$ 63,538.12	\$ 1,139,550.38			
Rebar International		148	4	\$ 947,360.99	\$ 988,456.26	\$ -	\$ 988,456.26	\$ 7,404.28	\$ 972,614.16			
Salinas Sawing & Sealing	SBE	104	4	\$ 1,243,571.85	\$ 1,049,012.96	\$ -	\$ 1,049,012.96	\$ 3,010.26	\$ 992,724.09			
SeaTac Sweeping	DBE	41	4	\$ 24,222.00	\$ 19,072.50	\$ -	\$ 19,072.50	\$ -	\$ 19,072.50			
Simplex Supplies	DBE	39	8	\$ 5,760.00	\$ 13,453.07	\$ -	\$ 13,453.07	\$ -	\$ 13,453.07			
SureShot Trucking, LLC				\$ 10,000.00	\$ 10,968.75	\$ -	\$ 10,968.75	\$ -	\$ 10,968.75			
The Bag Lady	DBE		4	\$ 1,135.00	\$ 1,465.00	\$ -	\$ 1,465.00	\$ -	\$ 1,465.00			
Trenchless Construction Services				\$ 15,950.00	\$ 26,170.00	\$ -	\$ 26,170.00	\$ -	\$ 26,170.00			
Metro Painting LLC Sub Tier(s)												
Bear Inspectors		160	4	T&M	\$ 74,245.34	\$ -	\$ 74,245.34	\$ -	\$ 74,245.34			
Crystal Soda Blast		160	4	T&M	\$ 160,650.38	\$ -	\$ 160,650.38	\$ -	\$ 160,650.38			
Sturgeon Sub Tier(s)												
BNR Engineering				\$ 6,038.75	\$ 6,038.75	\$ -	\$ 6,038.75	\$ -	\$ 6,038.75			
Cascade Concrete Cutting		115	4	\$ 90,945.00	\$ 90,945.00	\$ -	\$ 90,945.00	\$ -	\$ 90,945.00			
Cordon Radio		115	4	\$ 177,638.90	\$ 177,638.90	\$ -	\$ 177,638.90	\$ -	\$ 177,638.90			
Convergint Technologies		115	4	\$ 79,136.56	\$ 73,808.87	\$ -	\$ 73,808.87	\$ -	\$ 76,274.88			
HSQ		115	4	\$ 478,410.93	\$ 454,478.78	\$ -	\$ 454,478.78	\$ -	\$ 454,478.78			
Hudson Bay Insulation		115	4	\$ 76,559.00	\$ 76,559.00	\$ -	\$ 76,559.00	\$ -	\$ 76,559.00			
Penhall		115	4	\$ 26,532.00	\$ 19,390.00	\$ -	\$ 19,390.00	\$ -	\$ 19,390.00			
Western Electrical Services		115	4	\$ 152,602.50	\$ 122,468.25	\$ -	\$ 122,468.25	\$ -	\$ 122,468.25			
The Henson Company, Inc. Sub Tier(s)												
Medina Glass Block, Inc. dba GBA		108	4	\$ 76,287.00	\$ 76,287.00	\$ -	\$ 76,287.00	\$ -	\$ 76,287.00			
PCI (Performance Contracting Inc)		155	4	\$ 32,887.00	\$ 19,895.51	\$ -	\$ 19,895.51	\$ -	\$ 19,895.55			
Snyder Roofing of Washington Sub Tier(s)												
Northshore Exteriors			4	\$ 1,823,712.64	\$ 1,823,712.64	\$ -	\$ 1,823,712.64	\$ -	\$ 1,805,962.64			
					\$ -		\$ -					
ST Fabrication Sub Tier(s)												
Anatomic Iron				\$ 341,847.50	\$ 341,847.50	\$ -	\$ 341,847.50	\$ -	\$ 341,847.50			
Safeguard Industries				\$ 361,270.00	\$ 324,329.90	\$ -	\$ 324,329.90	\$ -	\$ 324,329.90			
North Coast Iron		161	4	\$ 1,094,732.78	\$ 1,094,732.78	\$ -	\$ 1,094,732.78	\$ -	\$ 1,094,732.78			
Steel Encounters				\$ 696,573.00	\$ 696,573.00	\$ -	\$ 696,573.00	\$ -	\$ 696,573.00			
Interstate Gratings				\$ 460.00	\$ 450.00	\$ -	\$ 450.00	\$ -	\$ 450.00			
All City Fencing				\$ 181,528.00	\$ 127,528.00	\$ -	\$ 127,528.00	\$ -	\$ 127,528.00			
Evergreen Erectors				\$ 1,775,176.46	\$ 1,583,129.92	\$ -	\$ 1,583,129.92	\$ -	\$ 1,301,342.92			
Cascade Steel				\$ 947,007.94	\$ 1,015,695.44	\$ -	\$ 1,015,695.44	\$ -	\$ 897,959.44			
Marshbank Sub Tier(s)												
Salinas Sawing		80	4	\$ 2,223.60	\$ 2,223.60	\$ -	\$ 2,223.60	\$ -	\$ 2,223.60			
Grady Excavating	DBE	38	4	\$ 6,248.50	\$ 6,248.50	\$ -	\$ 6,248.50	\$ -	\$ 6,248.50			
Long Painting Tier(s)												
The Shirwin Williams Company		80	4	\$ 129,215.81	\$ 129,215.81	\$ -	\$ 129,215.81	\$ -	\$ 129,215.81			
					Subtotal from list of additional subcontractors ***							
					30	\$ 691,490.38	31	\$ 319,328,099.90	32	\$ 2,004,941.77	33	\$ 307,098,694.92

Company Name	DBE/SBE Type	Demographic Type*	Contractor Type **	Current Contract Amount	Prior Invoiced To Date	This Period Invoiced	Invoiced To Date	Paid This Period	Amount Paid To Date
Demographic Types			**Contractor Types						
(See list of Demographic Types)			1 Arhitectural/Engineering		3 Vehicles	5 Legal Services	7 Miscellaneous Services		9 Equipment
			2 Other Professional Services		4 Construction	6 Construction Management	8 Materials & Supplies		

***Please attach the list of additional subcontractors as necessary.

Signature of Authorized Company Representative

Date

RTA/LR 0195-09A U250 UW Station Construction							
LR 0195-09A U250 Phase 1 Condon-Johnson Shoring Intents & Affidavits this color			10/14/2016	1/27/2017			
HOFFMAN CONSTRUCTION CO OF WA	Sound Transit UW Station U250	\$ -	4/5/2011	4/5/2011	600536121	HOFFMCC164NC	RTA/LR -195-09A
HOFFMAN CONSTRUCTION CO OF WA	Sound Transit UW Station U250	\$ 151,536,738.00	4/5/2011	7/25/2019	600536121	HOFFMCC164NC	RTA/LR -195-09A
HOFFMAN CONSTRUCTION CO OF WA	Sound Transit UW Station U250	\$ 141,745,898.00	4/5/2011		600536121	HOFFMCC164NC	RTA/LR -195-09A
HOFFMAN CONSTRUCTION CO OF WA	UW Station U250 (pre-con)	\$ 347,000.00	6/16/2010	3/31/2012	600536121	HOFFMCC164NC	LR 195-09
HOFFMAN CONSTRUCTION CO OF WA	UW Station U250 (pre-con)	\$ 347,000.00	6/16/2010		600536121	HOFFMCC164NC	LR 195-09
Company Name	Project Name	Contract Amount	Work Start D	Work Comple	Company UBI	Company Registration #	Contract #
1 Alliance Geomatics, LLC	Sound Transit UW Station U250	\$ 14,000.00	7/15/2013	1/1/2015	603260116		RTA/LR -195-09A
AAA EXCAVATING	Sound Transit UW Station U250	\$ 9,947.50	7/18/2012	8/5/2013	601223048	AAAEXE*885NS	RTA/LR -195-09A
AARDVARK BARK BLWNG & LNDS LLC	Sound Transit UW Station U250	\$ 4,650.00	5/30/2014	6/15/2014	602729834	AARDVBB931QT	RTA/LR -195-09A
AARDVARK BARK BLWNG & LNDS LLC	Sound Transit UW Station U250	\$ 4,650.00	5/30/2014	6/15/2014	602729834	AARDVBB931QT	RTA/LR -195-09A
ALL CITY FENCE CO	Sound Transit UW Station U250	\$ 7,185.39	4/28/2011	4/29/2011	602734717	ALLCICF927KW	RTA/LR -195-09A
ALLIANCE INDUSTRIAL GROUP INC	Sound Transit UW Station U250	\$ 22,859.00	3/2/2012	8/13/2012	602105243	ALLIAIG940B6	RTA/LR -195-09A
ALLIANCE INDUSTRIAL GROUP INC	Sound Transit UW Station U250	\$ 9,460,701.00	4/13/2011	4/15/2015	602105243	ALLIAIG940B6	RTA/LR -195-09A
ALPHA IRON LLC	Sound Transit UW Station U250	\$ 1,322,124.00	4/27/2012	4/15/2015	602720619		RTA/LR -195-09A
AMERICAN PRIDE CORPORATION	Sound Transit UW Station U250	\$ 5,100.00	4/1/2012	4/13/2012	602643008	AMERIPC926BN	RTA/LR -195-09A
APPIAN CONSTRUCTION INC	Sound Transit UW Station U250	\$ 44,290.52	4/21/2014	1/20/2015	600541596	APPIACI169MU	RTA/LR -195-09A
ARMORCLAD FLOORS	UW Station U250	\$ 21,000.00	1/25/2016	2/28/2016	601764878	ARMORF*033D8	LR 195-09
ARMORCLAD FLOORS	Sound Transit UW Station U250	\$ 21,000.00	1/25/2016	2/28/2016	601764878	ARMORF*033D8	RTA/LR -195-09A
ARMORCLAD FLOORS	Sound Transit UW Station U250	\$ -			601764878	ARMORF*033D8	RTA/LR -195-09A
ASHFORD ELECTRIC & CONST CO	Sound Transit UW Station U250	\$ 205,000.00	7/30/2013	11/6/2014	600640030	ASHFOEC147QC	RTA/LR -195-09A
ASSA ABLOY ENTRANCE SYS US INC	Sound Transit UW Station U250	\$ 199,825.00	11/7/2015	3/26/2016	603273879	ASSAAAE879C8	RTA/LR -195-09A
ATLAS ANCHOR SYSTEMS USA CO	Sound Transit UW Station U250	\$ 214,906.00	5/6/2014	6/13/2014	602012787	ATLASAS994OE	RTA/LR -195-09A
Ausclean Technologies Inc	Sound Transit UW Station U250	\$ 99,980.00	10/1/2014	2/4/2015	602167090		RTA/LR -195-09A
AUTOMATED BLDG CNTRL SPCS LLC	Sound Transit UW Station U250	\$ 1,925,158.00	6/20/2012	3/1/2017	602205924	AUTOMBC984QK	RTA/LR -195-09A
B C TRAFFIC LLC	Sound Transit UW Station U250	\$ 104,726.20	8/9/2012	6/13/2013	602178781	BCTRAL*986KZ	RTA/LR -195-09A
Ball & Son Excavation LLC	Sound Transit UW Station U250	\$ 15,057.18	11/1/2011	2/16/2012	603160662	BALLSSE891Q2	RTA/LR -195-09A
BELARDE CONSTRUCTION	Sound Transit UW Station U250	\$ 1,070,876.00	7/30/2013	5/15/2015	601114553	BELARC*027QK	RTA/LR -195-09A
BENT LEVEL CONSTRUCTION INC	Sound Transit UW Station U250	\$ 500.00	9/16/2014	10/8/2014	601869253	BENTLCIO29KF	RTA/LR -195-09A
BRAVO ENVIRONMENTAL NW INC	Sound Transit UW Station U250	\$ -	4/5/2011	4/5/2011	602946216	BRAVOEN911P9	RTA/LR -195-09A
BROWER GLASS TINTING CO, THE	Sound Transit UW Station U250	\$ 37,000.00	12/18/2014	12/1/2015	601523868	BROWEGT066DM	RTA/LR -195-09A
Brundage Bone Concrete Pumping, In	Sound Transit UW Station U250	\$ 9,242.61	2/15/2013	5/1/2013	600630026		RTA/LR -195-09A
Brundage Bone Concrete Pumping, In	Sound Transit UW Station U250	\$ 9,242.61	2/15/2013	5/1/2013	600630026		RTA/LR -195-09A
Buckley's Hauling	Sound Transit UW Station U250	\$ 17,221.25	8/4/2011	6/10/2013	602460792		RTA/LR -195-09A
CAD OF PUGET SOUND	Sound Transit UW Station U250	\$ 3,180.00	5/27/2014	5/29/2014	603058404	CADPUPS904RW	RTA/LR -195-09A
Cade Construction Co	Sound Transit UW Station U250	\$ 2,472.50	2/26/2013	7/22/2013	602642239		RTA/LR -195-09A
Cadman Inc.	Sound Transit UW Station U250	\$ 13,102.75	3/13/2013	10/17/2014	176000099		RTA/LR -195-09A
Cadman Inc.	Sound Transit UW Station U250	\$ 90,033.72	2/10/2012	6/18/2013	176000099		RTA/LR -195-09A
Cadman Inc.	Sound Transit UW Station U250	\$ 4,903,117.00	4/19/2011	2/3/2015	176000099		RTA/LR -195-09A
CELL-CRETE CORPORATION	Sound Transit UW Station U250	\$ 475,561.00	8/7/2013	2/11/2014	602456510	CELLCC*955CM	RTA/LR -195-09A
CHANNEL RIGHT	Sound Transit UW Station U250	\$ 3,349.00	9/1/2014	10/27/2014	601135409	CHANNR*101MJ	RTA/LR -195-09A
CITY TRANSFER INC	Sound Transit UW Station U250	\$ 41,339.97	5/5/2011	5/3/2012			
CITY TRANSFER INC	Sound Transit UW Station U250	\$ 41,339.97	5/5/2011	5/3/2012	173005384	CITYTI*999PH	RTA/LR -195-09A

LR 0195-09A U250 Phase 1 Condon-Johnson Shoring Intents & Affidavits this color			10/14/2016	1/27/2017				
HOFFMAN CONSTRUCTION CO OF W	Sound Transit UW Station U250	\$ -	4/5/2011	4/5/2011	600536121	HOFFMCC164NC	RTA/LR -195-09A	
HOFFMAN CONSTRUCTION CO OF W	Sound Transit UW Station U250	\$ 151,536,738.00	4/5/2011	7/25/2019	600536121	HOFFMCC164NC	RTA/LR -195-09A	
HOFFMAN CONSTRUCTION CO OF W	Sound Transit UW Station U250	\$ 141,745,898.00	4/5/2011		600536121	HOFFMCC164NC	RTA/LR -195-09A	
HOFFMAN CONSTRUCTION CO OF W	UW Station U250 (pre-con)	\$ 347,000.00	6/16/2010	3/31/2012	600536121	HOFFMCC164NC	LR 195-09	
HOFFMAN CONSTRUCTION CO OF W	UW Station U250 (pre-con)	\$ 347,000.00	6/16/2010		600536121	HOFFMCC164NC	LR 195-09	
Company Name	Project Name	Contract Amount	Work Start D	Work Comple	Company UBI	Company Registration #	Contract #	
CITY TRANSFER INC	Sound Transit UW Station U250	\$ 82.88	4/24/2013	4/24/2013	173005384	CITYTI*999PH	RTA/LR -195-09A	
COLBECK & COMPANY INC	Sound Transit UW Station U250	\$ 13,570.00	10/27/2014	11/11/2014	601430301	COLBECI074C3	RTA/LR -195-09A	
CONCO PUMPING INC	Sound Transit UW Station U250	\$ 15,611.66	6/6/2014	2/16/2015	601716374	CONCOPI044LS	RTA/LR -195-09A	
CONDON-JOHNSON & ASSOC INC	Sound Transit UW Station U250	\$ 7,708,053.00	5/4/2011	9/4/2012	601368804	CONDOJA034N7	RTA/LR -195-09A	
CONDON-JOHNSON & ASSOC INC	Sound Transit UW Station U250	\$ 288,490.93	9/26/2011	1/4/2012	601368804	CONDOJA034N7	RTA/LR -195-09A	
Dave's Trucking	Sound Transit UW Station U250	\$ 1,984.00	5/26/2014	8/29/2014	601001281		RTA/LR -195-09A	
DAVIDSON MACRI SWEEPING INC	Sound Transit UW Station U250	\$ 3,392.15	8/3/2011	9/7/2011	601438295	DAVIDMS074D3	RTA/LR -195-09A	
DESIGNED GROUNDWATER SERV LLC	Sound Transit UW Station U250	\$ 50,904.00	8/2/2011	9/9/2011	602911176	DESIGGS911JM	RTA/LR -195-09A	
DHD Trucking LLC	Sound Transit UW Station U250	\$ 9,125.50	8/1/2012	11/20/2014	602677969		RTA/LR -195-09A	
DHD Trucking LLC	Sound Transit UW Station U250	\$ 28,183.00	8/1/2012	4/4/2014	602677969		RTA/LR -195-09A	
DIVERSE WORKS INC	Sound Transit UW Station U250	\$ 51,160.00	5/7/2014	6/3/2014	602985050	DIVERWI907P2	RTA/LR -195-09A	
E C COMPANY	Sound Transit UW Station U250	\$ 36,089.00	10/1/2014	8/23/2015	601107330	ECCOM**148BA	RTA/LR -195-09A	
EFATE CONSTRUCTION CO	Sound Transit UW Station U250	\$ 200.00	4/12/2011	4/12/2011	602694337	EFATECC932DO	RTA/LR -195-09A	
Elevations Ltd	Sound Transit UW Station U250	\$ 45,000.00	1/28/2016	2/8/2016	603037955	ELEVAL*901NT	RTA/LR -195-09A	
EMERALD CITY WEATHERPRFRS INC	Sound Transit UW Station U250	\$ 145,347.00	10/10/2012	4/21/2015	601441115	EMERACW077CB	RTA/LR -195-09A	
FAIRWEATHER STONWORKS LLC	Sound Transit UW Station U250	\$ 603,289.00	1/16/2012	11/19/2014	602880775	FAIRWSL913RH	RTA/LR -195-09A	
FINISH LINE CNCRT CUTTING INC	Sound Transit UW Station U250	\$ 10,925.00	7/1/2014	7/3/2014	602229936	FINISLC988OS	RTA/LR -195-09A	
Freedom Trucking	Sound Transit UW Station U250	\$ 7,579.86	7/1/2013	1/15/2014	601689485		RTA/LR -195-09A	
GARNER CONSTRUCTION W B E INC	Sound Transit UW Station U250	\$ 1,890,773.15	5/17/2011	6/18/2015	601404405	GARNECW077OG	RTA/LR -195-09A	
GARY MERLINO CONST CO INC	Sound Transit UW Station U250	\$ 1,845.01	6/21/2014	7/23/2014	600584952	GARYMCC150MW	RTA/LR -195-09A	
GERDAU REINFORCING STEEL	Sound Transit UW Station U250	\$ 11,905,173.20	4/17/2012	10/17/2014	603194784	GERDARS886JO	RTA/LR -195-09A	
Glacier Northwest	Sound Transit UW Station U250	\$ 174,517.40	4/21/2014	3/15/2016	601301145		RTA/LR -195-09A	
GROUND UP ROAD CONST INC	Sound Transit UW Station U250	\$ -	4/8/2013	4/8/2013	602790246	GROUNUR929CR	RTA/LR -195-09A	
HENSON COMPANY INC, THE	Sound Transit UW Station U250	\$ 2,986,800.00	2/1/2012	6/27/2015	602033094	HENSO**005RG	RTA/LR -195-09A	
HENSON COMPANY INC, THE	Sound Transit UW Station U250	\$ 2,986,800.00	2/1/2012	6/27/2015	602033094	HENSO**005RG	RTA/LR -195-09A	
HERZOG INDUSTRIES LLC	Sound Transit UW Station U250	\$ 6,736.59	11/14/2014	2/23/2015	602771744	HERZOIL936QN	RTA/LR -195-09A	
HOFFMAN STRUCTURES INC	Sound Transit UW Station U250	\$ 40,631,559.98	4/11/2011	10/6/2015	600582093	HOFFMSI085BA	RTA/LR -195-09A	
HOFFMAN STRUCTURES INC	Sound Transit UW Station U250	\$ 1,160,000.00	4/13/2011	3/18/2016	600582093	HOFFMSI085BA	RTA/LR -195-09A	
HOFFMAN STRUCTURES INC	Sound Transit UW Station U250	\$ 1,013,970.11	4/14/2011	7/31/2014	600582093	HOFFMSI085BA	RTA/LR -195-09A	
HOLOCENE DRILLING INC	Sound Transit UW Station U250	\$ 11,312.25	4/1/2014	8/8/2014	601709741	HOLOCDI044KH	RTA/LR -195-09A	
HUDSON BAY INSULATION CO INC	Sound Transit UW Station U250	\$ 329,407.00	11/13/2012	8/6/2015	601274484	HUDSOBI101QL	RTA/LR -195-09A	
HUDSON BAY INSULATION CO INC	Sound Transit UW Station U250	\$ 56,960.00	3/27/2013	3/2/2015	601274484	HUDSOBI101QL	RTA/LR -195-09A	
HUDSON BAY INSULATION CO INC	Sound Transit UW Station U250	\$ 277,495.00	12/18/2012	12/12/2014	601274484	HUDSOBI101QL	RTA/LR -195-09A	
HUDSON BAY INSULATION CO INC	Sound Transit UW Station U250	\$ 9,185.00	1/14/2013	4/11/2014	601274484	HUDSOBI101QL	RTA/LR -195-09A	
HUDSON BAY INSULATION CO INC	Sound Transit UW Station U250	\$ 47,765.00	11/15/2012	1/30/2014	601274484	HUDSOBI101QL	RTA/LR -195-09A	
INDUSTRIAL COMMUNICATIONS LLC	Sound Transit UW Station U250	\$ 700.00	7/1/2015	12/31/2015	601883909	INDUSCL864DD	RTA/LR -195-09A	
INDUSTRIAL POWER SPLICING	Sound Transit UW Station U250	\$ 21,435.36	4/4/2011	5/30/2011	600462506	INDUSPS076P1	RTA/LR -195-09A	
INDUSTRIAL POWER SPLICING LLC	Sound Transit UW Station U250	\$ 10,000.00	11/11/2013	11/20/2013	603152084	INDUSPS891RF	RTA/LR -195-09A	

LR 0195-09A U250 Phase 1 Condon-Johnson Shoring Intents & Affidavits this color			10/14/2016	1/27/2017			
Company Name	Project Name	Contract Amount	Work Start D	Work Comple	Company UBI	Company Registration #	Contract #
HOFFMAN CONSTRUCTION CO OF W	Sound Transit UW Station U250	\$ -	4/5/2011	4/5/2011	600536121	HOFFMCC164NC	RTA/LR -195-09A
HOFFMAN CONSTRUCTION CO OF W	Sound Transit UW Station U250	\$ 151,536,738.00	4/5/2011	7/25/2019	600536121	HOFFMCC164NC	RTA/LR -195-09A
HOFFMAN CONSTRUCTION CO OF W	Sound Transit UW Station U250	\$ 141,745,898.00	4/5/2011		600536121	HOFFMCC164NC	RTA/LR -195-09A
HOFFMAN CONSTRUCTION CO OF W	UW Station U250 (pre-con)	\$ 347,000.00	6/16/2010	3/31/2012	600536121	HOFFMCC164NC	LR 195-09
HOFFMAN CONSTRUCTION CO OF W	UW Station U250 (pre-con)	\$ 347,000.00	6/16/2010		600536121	HOFFMCC164NC	LR 195-09
INSULPRO PROJECTS INC	Sound Transit UW Station U250	\$ 130,078.00	10/29/2012	4/23/2014	602112973	INSULPI993LN	RTA/LR -195-09A
INTERIOR TECHNOLOGY INC	Sound Transit UW Station U250	\$ 43,065.02	7/2/2013	2/25/2015	600060203	INTERTI138DZ	RTA/LR -195-09A
ISEC INC	Sound Transit UW Station U250	\$ 1,076,750.00	12/16/2013	7/31/2015	600188539	ISECI**104N3	RTA/LR -195-09A
J S PERROTT & CO	Sound Transit UW Station U250	\$ 497,468.00	9/1/2012	7/6/2015	601046456	JSPERC*131OB	RTA/LR -195-09A
JMR Trucking,Inc.	Sound Transit UW Station U250	\$ 50,000.00	6/19/2011	1/30/2013	602101301		RTA/LR -195-09A
JMR Trucking,Inc.	Sound Transit UW Station U250	\$ 12,535.00	8/4/2011	6/11/2013	602101301		RTA/LR -195-09A
King Trucking & Excavating, LLC	Sound Transit UW Station U250	\$ 36,340.00	11/1/2011	3/23/2013	602679749		RTA/LR -195-09A
King Trucking & Excavating, LLC	Sound Transit UW Station U250	\$ 36,340.00	11/5/2011	3/23/2013	602679749		RTA/LR -195-09A
KODO CONSTRUCTION INC	Sound Transit UW Station U250	\$ 11,053.67	6/19/2014	2/16/2015	179019926	KODOC**333JP	RTA/LR -195-09A
KONE INC	Sound Transit UW Station U250	\$ 1,454,669.00	1/22/2013	3/3/2016	409009297	KONEI**000JM	RTA/LR -195-09A
KRUEGER SHEET METAL CO	Sound Transit UW Station U250	\$ 4,010,711.00	2/4/2013	1/28/2016	328043922	KRUEGSM356O9	RTA/LR -195-09A
LAKESIDE INDUSTRIES INC	Sound Transit UW Station U250	\$ 39,966.00	4/22/2011	4/22/2011	601106847	LAKESI*274JD	RTA/LR -195-09A
LEAJAK CONCRETE CONST INC	Sound Transit UW Station U250	\$ 1,422,081.00	1/22/2012	2/14/2014	601573914	LEAJACC065P1	RTA/LR -195-09A
LONG PAINTING CO	Sound Transit UW Station U250	\$ 890,899.00	3/13/2013	3/4/2016	578090687	LONGP**230MA	RTA/LR -195-09A
LONG PAINTING CO	Sound Transit UW Station U250	\$ 20,797.00	10/31/2014	6/17/2015	578090687	LONGP**230MA	RTA/LR -195-09A
Mak's Dump Truck LLC	Sound Transit UW Station U250	\$ 49,800.00	8/4/2011	8/10/2013	602671980		RTA/LR -195-09A
MEKO CONSTRUCTION INC	Sound Transit UW Station U250	\$ 607,602.07	5/7/2011	11/18/2014	601482508	MEKOCI*063C3	RTA/LR -195-09A
MEKO CONSTRUCTION INC	Sound Transit UW Station U250	\$ 79,779.82	5/29/2012	7/23/2012	601482508	MEKOCI*063C3	RTA/LR -195-09A
Michaels Trucking LLC	Sound Transit UW Station U250	\$ 878.25	2/16/2012	3/4/2015	602702433		RTA/LR -195-09A
Michaels Trucking LLC	Sound Transit UW Station U250	\$ 10,838.75	2/20/2012	4/16/2012	602702433		RTA/LR -195-09A
Miles Trucking	Sound Transit UW Station U250	\$ 17,604.13	8/9/2011	12/13/2011	602662603		RTA/LR -195-09A
MING SURVEYORS INC	Sound Transit UW Station U250	\$ 1,661,046.00	4/6/2011	7/30/2015	601295606		RTA/LR -195-09A
NATIONAL CONCRETE CUTTING INC	Sound Transit UW Station U250	\$ 542.50	5/17/2014	5/17/2014	600195813	NATIOI*212KB	RTA/LR -195-09A
NATIONAL CONCRETE CUTTING INC	Sound Transit UW Station U250	\$ 2,665.00	4/18/2014	6/19/2014	600195813	NATIOI*212KB	RTA/LR -195-09A
NCM CONTRACTING GROUP LP	Sound Transit UW Station U250	\$ 2,218,168.00	5/2/2011	5/19/2014	602614420	NCMCOCG895D5	RTA/LR -195-09A
NCM CONTRACTING GROUP LP	Sound Transit UW Station U250	\$ 2,400.00	3/4/2013	3/9/2013	602614420	NCMCOCG895D5	RTA/LR -195-09A
NCM CONTRACTING GROUP LP	Sound Transit UW Station U250	\$ 9,200.00	5/14/2012	11/26/2012	602614420	NCMCOCG895D5	RTA/LR -195-09A
Nelson Trucking Co Inc	Sound Transit UW Station U250	\$ 19,243.40	8/24/2012	2/22/2013	578067291		RTA/LR -195-09A
NESS CRANES	Sound Transit UW Station U250	\$ 480,272.55	12/26/2011	5/2/2012	602493962	NESSCC*923RC	RTA/LR -195-09A
NESS CRANES	Sound Transit UW Station U250	\$ 480,272.55	12/26/2011	5/2/2012	602493962	NESSCC*923RC	RTA/LR -195-09A
NESS CRANES	Sound Transit UW Station U250	\$ 9,395.10	9/23/2011	7/27/2012	602493962	NESSCC*923RC	RTA/LR -195-09A
NEUDORFER ENGINEERS INC	Sound Transit UW Station U250	\$ 125,110.00	6/4/2014	10/14/2015	600389316	NEUDOEI164PD	RTA/LR -195-09A
NEWSOM BROS	Sound Transit UW Station U250	\$ 3,933.13	2/17/2012	2/22/2012	602895754	NEWSOB*906P2	RTA/LR -195-09A
NORTHSHORE SHEET METAL INC	Sound Transit UW Station U250	\$ 205,367.98	7/10/2013	3/9/2015	601026964	NORTHSM131LP	RTA/LR -195-09A
NORTHWEST ASPHALT INC	Sound Transit UW Station U250	\$ 568,416.15	4/18/2013	11/20/2014	601556048	NORTHAI066MF	RTA/LR -195-09A
NORTHWEST CONSTRUCTION INC	Sound Transit UW Station U250	\$ 7,491,898.23	4/6/2011	5/31/2014	601253872	NORTHCI101NG	RTA/LR -195-09A
NORTHWEST CONSTRUCTION INC	Sound Transit UW Station U250	\$ 5,947.17	8/5/2013	10/26/2013	601253872	NORTHCI101NG	RTA/LR -195-09A
NORTHWEST CONSTRUCTION INC	Sound Transit UW Station U250	\$ 2,817,022.00	2/11/2013	6/27/2015	601253872	NORTHCI101NG	RTA/LR -195-09A

LR 0195-09A U250 Phase 1 Condon-Johnson Shoring Intents & Affidavits this color			10/14/2016	1/27/2017			
HOFFMAN CONSTRUCTION CO OF WA	Sound Transit UW Station U250	\$ -	4/5/2011	4/5/2011	600536121	HOFFMCC164NC	RTA/LR -195-09A
HOFFMAN CONSTRUCTION CO OF WA	Sound Transit UW Station U250	\$ 151,536,738.00	4/5/2011	7/25/2019	600536121	HOFFMCC164NC	RTA/LR -195-09A
HOFFMAN CONSTRUCTION CO OF WA	Sound Transit UW Station U250	\$ 141,745,898.00	4/5/2011		600536121	HOFFMCC164NC	RTA/LR -195-09A
HOFFMAN CONSTRUCTION CO OF WA	UW Station U250 (pre-con)	\$ 347,000.00	6/16/2010	3/31/2012	600536121	HOFFMCC164NC	LR 195-09
HOFFMAN CONSTRUCTION CO OF WA	UW Station U250 (pre-con)	\$ 347,000.00	6/16/2010		600536121	HOFFMCC164NC	LR 195-09
Company Name	Project Name	Contract Amount	Work Start D	Work Comple	Company UBI	Company Registration #	Contract #
NORTHWEST PRECAST LLC	Sound Transit UW Station U250	\$ 492,226.18	7/20/2011	6/19/2015	602724138	NORTHPL898JR	RTA/LR -195-09A
NORTHWEST TOWER CRANE SRVC INC	Sound Transit UW Station U250	\$ 82,566.04	4/25/2011	3/6/2014	601557582	NORTHTC066NZ	RTA/LR -195-09A
O'riely Trucking Inc.	Sound Transit UW Station U250	\$ 3,814.38	3/14/2013	3/25/2013	602106865		RTA/LR -195-09A
OLSON BROTHERS PRO-VAC LLC	Sound Transit UW Station U250	\$ 78,324.26	6/3/2011	11/18/2014	602170975	OLSONBP985J2	RTA/LR -195-09A
OLSON BROTHERS PRO-VAC LLC	Sound Transit UW Station U250	\$ 53,165.81	3/25/2013	2/6/2015	602170975	OLSONBP985J2	RTA/LR -195-09A
OLSON BROTHERS PRO-VAC LLC	Sound Transit UW Station U250	\$ 6,581.97	5/31/2011	6/1/2011	602170975	OLSONBP985J2	RTA/LR -195-09A
PACIFIC COAST STEEL	Sound Transit UW Station U250	\$ 11,905,173.20	4/4/2011	4/16/2012	602663088	PACIFCS939J3	RTA/LR -195-09A
PACIFIC MOBILE STRUCTURES INC	Sound Transit UW Station U250	\$ 246,611.00	4/25/2011	3/10/2014	600498022	PACIFMS033DC	RTA/LR -195-09A
PENHALL COMPANY	Sound Transit UW Station U250	\$ 33,118.09	4/26/2014	1/25/2016	601258537	PENHAC*101NH	RTA/LR -195-09A
PENHALL COMPANY	Sound Transit UW Station U250	\$ 20,333.75	3/15/2014	2/2/2015	601258537	PENHAC*101NH	RTA/LR -195-09A
PENHALL COMPANY	Sound Transit UW Station U250	\$ 79,815.50	8/20/2012	5/1/2015	601258537	PENHAC*101NH	RTA/LR -195-09A
PENHALL COMPANY	Sound Transit UW Station U250	\$ 300.00	4/1/2014	4/2/2014	601258537	PENHAC*101NH	RTA/LR -195-09A
PERFORMANCE CONTRACTING INC	Sound Transit UW Station U250	\$ 752,600.00	8/5/2013	4/29/2015	600574579	PERFOCI159K1	RTA/LR -195-09A
Peri Formwork Systems Inc	Sound Transit UW Station U250	\$ 80,316.06	8/23/2011	4/16/2014	602034019		RTA/LR -195-09A
PETERSEN BROTHERS INC	Sound Transit UW Station U250	\$ 14,494.00	9/15/2012	6/8/2013	600072474	PETERBI187NZ	RTA/LR -195-09A
PETERSON INDUST'L SCAFFLDG INC	Sound Transit UW Station U250	\$ 60,000.00	1/20/2014	10/26/2014	602976351	PETERIS905J3	RTA/LR -195-09A
Ponglia Trucking Inc	Sound Transit UW Station U250	\$ 100.00	6/28/2011	10/31/2014	602492304		RTA/LR -195-09A
PRIME ELECTRIC INC	Sound Transit UW Station U250	\$ 163,836.00	5/29/2012	12/12/2014	601004783	PRIMEEI134BT	RTA/LR -195-09A
PRO-BEL ENTERPRISES LIMITED	Sound Transit UW Station U250	\$ 35,978.00	8/29/2013	2/18/2014	601553239	PROBEEL000PU	RTA/LR -195-09A
RALPH'S CONCRETE PUMPING INC	Sound Transit UW Station U250	\$ 54,574.04	2/10/2012	6/18/2013	578085430		RTA/LR -195-09A
REBAR INTERNATIONAL INC	Sound Transit UW Station U250	\$ 10,936.43	7/13/2012	7/18/2012	600481702	REBARI110NG	RTA/LR -195-09A
S S LANDSCAPING SERVICES INC	Sound Transit UW Station U250	\$ 661,755.00	6/1/2013	4/25/2015	601517287	SSLANSI062C8	RTA/LR -195-09A
S S LANDSCAPING SERVICES INC	Sound Transit UW Station U250	\$ 661,755.00	6/1/2013	4/28/2015	601517287	SSLANSI062C8	RTA/LR -195-09A
SCHINDLER ELEVATOR CORP	Sound Transit UW Station U250	\$ 2,981,273.00	6/18/2012	4/30/2016	600318701	SCHINEC140BF	RTA/LR -195-09A
SCHWAGER DAVIS INC	Sound Transit UW Station U250	\$ 141,491.00	11/12/2012	6/10/2013	601274806	SCHWADIO33CD	RTA/LR -195-09A
SEATTLE CNCRT CORE DRLNG INC	Sound Transit UW Station U250	\$ 9,370.00	7/29/2013	4/21/2014	600606255	SEATTCC144CS	RTA/LR -195-09A
SHINN MECHANICAL INC	Sound Transit UW Station U250	\$ 172,178.00	9/12/2012	6/3/2014	601585839	SHINNMI060QP	RTA/LR -195-09A
Shuttle Express, Inc.	Sound Transit UW Station U250	\$ 131,472.00	6/13/2013	4/18/2013			
SIGMA SIX SOLUTIONS INC	Sound Transit UW Station U250	\$ 50,000.00	5/10/2012	12/19/2013	602057355	SIGMASS955OA	RTA/LR -195-09A
SLK Trucking LLC	Sound Transit UW Station U250	\$ 111,665.00	6/13/2011	8/9/2013	602344532		RTA/LR -195-09A
SNYDER ROOFING OF WASH LLC	Sound Transit UW Station U250	\$ 365,819.99	6/1/2013	11/15/2014	601961354	SNYDERW014MT	RTA/LR -195-09A
SPEER TAPS INC	Sound Transit UW Station U250	\$ 3,500.00	2/10/2014	2/11/2014	600491975	SPEERTI123JM	RTA/LR -195-09A
SPS INFRASTRUCTURE INC	Sound Transit UW Station U250	\$ 3,218,607.00	8/4/2011	12/31/2011	602900236	SPSINII910KG	RTA/LR -195-09A
STEELKORR LLC	Sound Transit UW Station U250	\$ 237,921.00	6/1/2015	10/22/2015	603064398	STEELL*896B8	RTA/LR -195-09A
STEPHENS ENTPRSES INC TACOMA	Sound Transit UW Station U250	\$ 1,222,550.77	11/1/2012	11/14/2014	600609648	STEPHEI141DK	RTA/LR -195-09A
STRIPE RITE INC	Sound Transit UW Station U250	\$ -	8/15/2013	8/15/2013	601048084	STRIPRI121JM	RTA/LR -195-09A
STRIPE RITE INC	Sound Transit UW Station U250	\$ 16,150.00	6/9/2013	6/9/2013	601048084	STRIPRI121JM	RTA/LR -195-09A
STRIPE RITE INC	Sound Transit UW Station U250	\$ 47,780.00	8/7/2012	10/10/2012	601048084	STRIPRI121JM	RTA/LR -195-09A

LR 0195-09A U250 Phase 1 Condon-Johnson Shoring Intents & Affidavits this color			10/14/2016	1/27/2017				
HOFFMAN CONSTRUCTION CO OF WA	Sound Transit UW Station U250	\$ -	4/5/2011	4/5/2011	600536121	HOFFMCC164NC	RTA/LR -195-09A	
HOFFMAN CONSTRUCTION CO OF WA	Sound Transit UW Station U250	\$ 151,536,738.00	4/5/2011	7/25/2019	600536121	HOFFMCC164NC	RTA/LR -195-09A	
HOFFMAN CONSTRUCTION CO OF WA	Sound Transit UW Station U250	\$ 141,745,898.00	4/5/2011		600536121	HOFFMCC164NC	RTA/LR -195-09A	
HOFFMAN CONSTRUCTION CO OF WA	UW Station U250 (pre-con)	\$ 347,000.00	6/16/2010	3/31/2012	600536121	HOFFMCC164NC	LR 195-09	
HOFFMAN CONSTRUCTION CO OF WA	UW Station U250 (pre-con)	\$ 347,000.00	6/16/2010		600536121	HOFFMCC164NC	LR 195-09	
Company Name	Project Name	Contract Amount	Work Start D	Work Comple	Company UBI	Company Registration #	Contract #	
SUPPRESSION SYSTEMS INC	Sound Transit UW Station U250	\$ 183,125.00	10/1/2012	8/31/2015	600212586	SUPPRSI044RR	RTA/LR -195-09A	
T M C INC	Sound Transit UW Station U250	\$ 1,400.00	9/15/2014	9/28/2014	601415108	TMCIN**088PZ	RTA/LR -195-09A	
T-MAX INC	Sound Transit UW Station U250	\$ 437.50	4/24/2013	4/24/2013	601851228	TMAXI**022RU	RTA/LR -195-09A	
Tan Trucking, LLC	Sound Transit UW Station U250	\$ 68,850.50	9/12/2011	6/9/2013	602671547		RTA/LR -195-09A	
THOMAS MICHAEL GROSE INC	Sound Transit UW Station U250	\$ 46,860.40	8/3/2011	10/24/2012	602600574	THOMAMG938D1	RTA/LR -195-09A	
TRADE-MARX SIGN & DISPLAY CORP	Sound Transit UW Station U250	\$ 25,562.00	9/1/2014	6/1/2015	601169201	TRADESD1130M	RTA/LR -195-09A	
Tradesmen International Inc	Sound Transit UW Station U250	\$ 1,102.76	5/7/2014	5/20/2014	602048258		RTA/LR -195-09A	
TRINITY DEVELOPMENT CORP	Sound Transit UW Station U250	\$ 31,302.25	6/16/2011	3/8/2012	602081190	TRINIDC970PG	RTA/LR -195-09A	
TRS Trucking	Sound Transit UW Station U250	\$ 14,231.25	2/13/2013	7/15/2013	602819638		RTA/LR -195-09A	
TRS Trucking	Sound Transit UW Station U250	\$ 10,000.00	8/10/2011	8/10/2011	602819638		RTA/LR -195-09A	
Trucker's Consortium, LLC	Sound Transit UW Station U250	\$ 902,757.35	6/13/2011	8/9/2013	602688442		RTA/LR -195-09A	
UNIV MECHANCL CONTRS INC	Sound Transit UW Station U250	\$ 18,333,938.00	6/1/2011	12/31/2015	578025176	UNIVMC*343N9	RTA/LR -195-09A	
UNIV MECHANCL CONTRS INC	UW Station U250 PreCon Only	\$ 35,135.50	6/16/2010	3/25/2011	578025176	UNIVMC*343N9	LR 195-09	
VALLEY ELEC CO OF MTVERNON INC	Sound Transit UW Station U250	\$ 174,503.40	3/6/2014	9/5/2014	600560647	VALLEEC141NA	RTA/LR -195-09A	
VANDERLIP & COMPANY INC	Sound Transit UW Station U250	\$ 2,354,411.00	3/20/2012	4/1/2015	600608371	VANDECI142C4	RTA/LR -195-09A	
VANDERLIP & COMPANY INC	Sound Transit UW Station U250	\$ 1,713,949.00	3/20/2012	4/1/2015	600608371	VANDECI142C4	RTA/LR -195-09A	
VECA ELECTRIC CO INC	Sound Transit UW Station U250	\$ 16,717,001.99	3/7/2011	3/27/2016	601190731	VECAECI542MU	RTA/LR -195-09A	
VECA ELECTRIC CO INC	UW Station U250	\$ 31,937.00	11/19/2010	4/17/2012	601190731	VECAECI542MU	LR 195-09	
VENTILATION POWER CLEANING INC	Sound Transit UW Station U250	\$ 4,976.75	5/19/2014	6/28/2014	578089188	VENTIPC243PA	RTA/LR -195-09A	
VINSON BROTHERS CORPORATION	Sound Transit UW Station U250	\$ 935.30	9/15/2011	7/20/2012	600554563	VINSOBC944B5	R+Q350TA/LR -195-09A	
VINSON BROTHERS CORPORATION	Sound Transit UW Station U250	\$ 22,188.25	8/11/2011	1/31/2012	600554563	VINSOBC944B5	RTA/LR -195-09A	
Washington State Trucking	Sound Transit UW Station U250	\$ 813.75	8/11/2011	8/11/2011	601398735		RTA/LR -195-09A	
WESTERN REINFORCING LLC	Sound Transit UW Station U250	\$ 8,000.00	11/1/2013	9/9/2014	603149861	WESTERL871B5	RTA/LR -195-09A	
WESTERN STATES FIRE PRTCTN CO	Sound Transit UW Station U250	\$ 1,934,949.00	3/7/2011	7/31/2015	601049394	WESTESF136QF	RTA/LR -195-09A	
WPCS INTL INC SEA OP	Sound Transit UW Station U250	\$ 238,856.90	6/18/2013	8/22/2013	601555363	WPCSIII912M1	RTA/LR -195-09A	

Affidavit of Amounts Invoiced and Paid

Invoice Information		Contract Information		Contractor Information		Diversity Contract Goals	
Invoice Date	3/31/2014	ST Contract Number	RTA/LR 0148-10C	Company Name	Stacy & Witbeck, Inc.	Small Business Commitment (At MACC)	6.2%
Invoice Number	136889 - 16	ST PO Number	136889 ON	Diversity Contact Name	Holly Daniels - Office Manager	Small Business Goals (See Note)	5.0%
Progress Payment	16	Original Contract Amount (Total Contract Cost)	7,139,169.00	Diversity Contact Phone	(206) 395-2200	DBE Commitment (At MACC)	2.0%
Period of Service	3/31/2014	Executed Change Orders	113,139,361.50	Diversity Contact Email	hdaniels@stacywitbeck.com	DBE Goal (See Note)	2.0%
		Revised Contract Amount (CO 1-20, 22-25)	120,278,530.50	Note: SB/DBE Goals per Sound Transit RFQ/PA No. RTA/LR 148-10 Section 16.0 - Sound Transit Diversity Program Objections. paragraph C.			
		Payment Percent Complete	34.5%				

Company Name	DBE/SB Type	Contractor Type**	Proposed Subcontract Amount	Current Contract Amount A	INVOICED (PRIOR to RETENTION @ 5.0%)			PAID (AFTER RETENTION @ 5.0%)			REMAINING BALANCE A - Z
					Prior Period a	Current Period b	Total Invoiced to Date a + b	Current Period y	Total Paid to Date 100% Z = x + y	Total Paid to Date Cat 8 (60%) Z = x + y	
Stacy and Witbeck, Inc. -> Project Wide: RFQ/PA No. RTA/LR 148-10				120,278,530.50	31,378,971.51	6,016,047.92	37,395,019.43	5,715,245.52	35,525,268.46	35,525,268.46	84,753,262.04
Stacy & Witbeck, Inc. - General Conditions (~Total Contract Cost Less Sub \$'s)				34,780,959.98	12,496,538.27	2,444,187.69	14,940,725.96	2,321,978.30	14,186,022.13	14,186,022.13	20,594,937.85
Acc-U-Set Construction		2	0.00	60,047.53	60,047.53		60,047.53		60,047.53		-
Aces for Construction		2	0.00	5,325.25	5,325.25		5,325.25		5,325.25		-
Alcantar & Associates, LLC	DBE	2	0.00	25,992.50			-		-		25,992.50
American Corp Security (ACS)	SB	2	0.00	150,625.00	104,908.75	24,288.00	129,196.75	24,288.00	129,196.75	129,196.75	21,428.25
Commercial Fence Corp		2	0.00	7,408.72	7,408.72		7,408.72		7,408.72		-
Convergent Pacific LLC	DBE	2	0.00	8,677.50	6,232.50	2,310.00	8,542.50	2,310.00	8,542.50	8,542.50	135.00
Deneb Incorporated (Systems Assurance Consultant)		2	0.00	80,000.00	53,367.09	5,250.00	58,617.09	5,250.00	58,617.09		21,382.91
Gomez International (Tunnel Ventilation Fans)		2	0.00	29,000.00	20,100.00		20,100.00		20,100.00		8,900.00
Keeneys Office Plus (Supplier - Office Supplies)	WBE	8	0.00	3,324.16	3,324.16		3,324.16		3,324.16	1,994.50	-
Kroner Environmental Services		2	0.00	76,200.00	50,467.50	4,420.00	54,887.50	4,420.00	54,887.50	54,887.50	21,312.50
Kuker-Ranken, Inc. (Survey Supplies)	SBE	8	0.00	57.76	57.76		57.76		57.76	34.66	-
Mallory Safety & Supply, Inc.	SBE	8	0.00	7,165.21	6,758.14	407.07	7,165.21	407.07	7,165.21	4,299.13	-
Mindseekers LLC (Temporary Personnel Services)	DBE	2	0.00	33,399.00	29,943.00	3,456.00	33,399.00	3,456.00	33,399.00	33,399.00	-
Modern Building Systems	SBE	8	0.00	273.75	273.75		273.75		273.75	164.25	-
National Safety, Inc.	SBE	8	0.00	20,450.53	15,752.99	4,697.54	20,450.53	4,697.54	20,450.53	12,270.32	-
NW Drafting Services	DBE	2	0.00	15,656.84	15,656.84		15,656.84		15,656.84	15,656.84	-
OCS Janitorial	WBE	2	0.00	20,000.00	12,990.00	2,500.00	15,490.00	2,500.00	15,490.00	15,490.00	4,510.00
Old Castle Precast (ex-CPCC) -> Floating Slab Sections: Bid Package No. 1428-BP018.		8	0.00	1,813,220.00	180,832.19		180,832.19		180,832.19		1,632,387.81
Quality Discount Supplies	DBE	8	0.00	2,719.84	2,719.84		2,719.84		2,719.84	1,631.90	-
Western Safety Products	MBE	8	0.00	53,788.31	53,788.31		53,788.31		53,788.31	32,272.99	-
Amstead RPS -> Egg Shaped High-Resilient Fasteners: Bid Package No. 1428-BP015		8	0.00	4,341,000.00	3,696,875.24	388,536.66	4,085,411.90	388,536.66	4,085,411.90		255,588.10
Red Arrow Logistics (Interstate Trucking)	DBE	7	0.00	300,000.00	104,560.71		104,560.71		104,560.71	104,560.71	195,439.29
Jesse Engineering (Ultra Straight Rail Fabricator)		8	0.00	111,235.00	111,234.48		111,234.48		111,234.48		0.52
LB Foster, Inc. -> 115RE Rail and Insulated Joints: Bid Package No. 1428-BP006		8	0.00	2,387,192.50	2,372,829.83		2,372,829.83		2,372,829.83		14,362.67
Voestalpine Nortrak, Inc. -> Special Trackwork / Double Crossover: Bid Package No. 1428-BP005		8	0.00	2,649,655.75			-		-		2,649,655.75

SUMMARY SUBTOTAL Stacy and Witbeck, Inc. - General Conditions	Projected Job Ending Totals				To Date Paid Totals (After Retention)				February 28, 2014			
	Certified DBE	Certified MBE/WBE	Certified SBE	Total SBE*								
	386,445.68	153,312.47	178,572.25	718,330.40	1.11%	0.44%	0.51%	2.07%	2,310.00	131,479.89	163,790.95	1.15%
									2,500.00	72,602.47	104,644.98	0.74%
									29,392.61	157,144.00	145,965.10	1.03%
									34,202.61	361,226.36	414,401.04	2.92%

Affidavit of Amounts Invoiced and Paid

Invoice Information		Contract Information		Contractor Information		Diversity Contract Goals	
Invoice Date	3/31/2014	ST Contract Number	RTA/LR 0148-10C	Company Name	Stacy & Witbeck, Inc.	Small Business Commitment (At MACC)	6.2%
Invoice Number	136889 - 16	ST PO Number	136889 ON	Diversity Contact Name	Holly Daniels - Office Manager	Small Business Goals (See Note)	5.0%
Progress Payment	16	Original Contract Amount (Total Contract Cost)	7,139,169.00	Diversity Contact Phone	(206) 395-2200	DBE Commitment (At MACC)	2.0%
Period of Service	3/31/2014	Executed Change Orders	113,139,361.50	Diversity Contact Email	hdaniels@stacywitbeck.com	DBE Goal (See Note)	2.0%
		Revised Contract Amount (CO 1-20, 22-25)	120,278,530.50	Note: SB/DBE Goals per Sound Transit RFQ/PA No. RTA/LR 148-10 Section 16.0 - Sound Transit Diversity Program Objections. paragraph C.			
		Payment Percent Complete	34.5%				

Company Name	DBE/SB Type	Contractor Type**	Proposed Subcontract Amount	Current Contract Amount	INVOICED (PRIOR to RETENTION @ 5.0%)			PAID (AFTER RETENTION @ 5.0%)			REMAINING BALANCE
					Prior Period	Current Period	Total Invoiced to Date	Current Period	Total Paid to Date	Total Paid to Date 100%	
Stacy and Witbeck, Inc. - Trackwork											
Stacy and Witbeck, Inc. -> Trackwork: Bid Package No. 1428-BP007				15,350,370.72	6,286,863.31	1,352,967.66	7,639,830.97	1,285,319.28	7,257,839.42	7,257,839.42	8,092,531.30
American Concrete Cutting		4	0.00	124,194.70	124,194.70		124,194.70	5,955.55	124,194.70		-
B&B Diversified Materials #D4F7217792	DBE	8	0.00	15,460.04	15,460.04		15,460.04		15,460.04	9,276.02	-
Barbara Dallas (very SB, however not ST certified and now out of business, count nonetheless?)				3,896.24	3,896.24		3,896.24		3,896.24	2,337.74	-
Best CCLS, Inc. (Survey pre-DBE Status Change)	DBE	2	116,225.00	8,225.00	8,225.00		8,225.00		8,225.00	8,225.00	-
Best CCLS, Inc. (Survey post DBE Status Change)	SBE	2	0.00	247,272.50	246,147.50	150.00	246,297.50	150.00	246,297.50	246,297.50	-
Brundage Bone Concrete Pumping		4	0.00	5,315.00	1,032.68	319.01	1,351.69	319.01	1,351.69		3,963.31
Garner Construction (Elevator Operator -> UWS)	WBE	7	0.00	10,440.64	9,502.82		9,502.82		9,502.82	9,502.82	937.82
Holland LP (Continuous Rail Welding)		4	0.00	335,777.77	335,622.00		335,622.00		318,840.90		16,936.87
Lifting Gear Hire Corp	SBE	8	0.00	2,557.92	2,557.92		2,557.92		2,557.92	1,534.75	-
Loram Maintenance of Way, Inc. -> Rail Grinding: Bid Package No. 1428-BP014		4	0.00				-		-		-
Magnum Crane Services(Outside Crane Services)	DBE	2	410,000.00	389,600.00	196,483.93	22,696.60	219,180.53	22,696.60	219,180.53	219,180.53	170,419.47
Matheus Lumber Company, Inc. (Floating Slab Crib)	SBE	8	0.00	17,506.73	17,506.73		17,506.73		17,506.73	10,504.04	-
Ness and Campbell Crane			0.00	139,811.81	130,699.22	9,112.59	139,811.81	9,112.59	139,811.81		-
OMA Construction (Onsite Trucking)	DBE	2	14,892.00	50,000.00	12,534.00	580.00	13,114.00	580.00	13,114.00	13,114.00	36,886.00
Omega Industries (Pedestrian Crossing Panel)		8	0.00	8,366.35	8,268.35		8,268.35		8,268.35		98.00
Otto Rosenau & Assoc (QC / 3rd Party Testing)	WBE	2	235,381.00	209,438.00	85,730.72	41,873.31	127,604.03	41,873.31	127,604.03	127,604.03	81,833.97
Pacific Welding Supply, LLC	SBE	8	0.00	4,210.89	4,075.11	135.78	4,210.89	135.78	4,210.89	2,526.53	-
Railtech - Boutet (Thermite Rail Welding Kits)		8	0.00	28,632.40		26,629.53	26,629.53	26,629.53	26,629.53	15,977.72	2,002.87
Rebar International (Procure & Install Rebar)	DBE	4	1,110,176.00	1,307,286.32	870,012.55	91,868.66	961,881.21	87,275.22	914,594.11	914,594.11	392,692.21
Seidelhuben Iron & Bronze Works, Inc.	WBE	8	0.00	63,476.00	63,476.00		63,476.00		63,476.00	38,085.60	-
Stellar Industrial Supply, Inc.	SBE	8	0.00	2,014.61	2,014.61		2,014.61		2,014.61	1,208.77	-
Stoneway Concrete		8	0.00	389,469.80	158,120.84	41,371.16	199,492.00	41,371.16	199,492.00		189,977.80
Sundancer Electric, Inc. (Electrical Contracting)	DBE	2	0.00	123,869.32	95,163.11		95,163.11		95,163.11	95,163.11	28,706.21
Tacoma Screw Products, Inc.	SBE	8	0.00	5,090.30	3,893.20	1,197.10	5,090.30	1,197.10	5,090.30	3,054.18	-
Universal Technical Resources Service (Track to Earth Testing)		2	0.00	21,090.00	3,090.00		3,090.00		3,090.00		18,000.00
West Coast Wire Rope & Rigging, Inc.	SBE	8	0.00	13,544.30	13,463.53	80.77	13,544.30	80.77	13,544.30	8,126.58	-

**SUMMARY SUBTOTAL
Stacy and Witbeck, Inc. -
Trackwork**

	Projected Job Ending Totals				To Date Paid Totals (After Retention)				February 28, 2014
Certified DBE	1,894,440.68	12.34%			110,551.82	1,265,736.79	1,259,552.77		17.35%
Certified MBE/WBE	283,354.64	1.85%			41,873.31	200,582.85	175,192.45		0.02
Certified SBE	292,197.25	1.90%			1,563.65	291,222.25	273,252.35		3.76%
Total SBE*	2,469,992.57	16.09%			153,988.78	1,757,541.89	1,707,997.57		23.53%

Affidavit of Amounts Invoiced and Paid

Invoice Information		Contract Information		Contractor Information		Diversity Contract Goals	
Invoice Date	3/31/2014	ST Contract Number	RTA/LR 0148-10C	Company Name	Stacy & Witbeck, Inc.	Small Business Commitment (At MACC)	6.2%
Invoice Number	136889 - 16	ST PO Number	136889 ON	Diversity Contact Name	Holly Daniels - Office Manager	Small Business Goals (See Note)	5.0%
Progress Payment	16	Original Contract Amount (Total Contract Cost)	7,139,169.00	Diversity Contact Phone	(206) 395-2200	DBE Commitment (At MACC)	2.0%
Period of Service	3/31/2014	Executed Change Orders	113,139,361.50	Diversity Contact Email	hdaniels@stacywitbeck.com	DBE Goal (See Note)	2.0%
		Revised Contract Amount (CO 1-20, 22-25)	120,278,530.50	Note: SB/DBE Goals per Sound Transit RFQ/PA No. RTA/LR 148-10 Section 16.0 - Sound Transit Diversity Program Objections. paragraph C.			
		Payment Percent Complete	34.5%				

Company Name	DBE/SB Type	Contractor Type**	Proposed Subcontract Amount	Current Contract Amount	INVOICED (PRIOR to RETENTION @ 5.0%)			PAID (AFTER RETENTION @ 5.0%)			REMAINING BALANCE
					Prior Period	Current Period	Total Invoiced to Date	Current Period	Total Paid to Date	Total Paid to Date	

Mass Electric Construction Company											
Mass Electric Construction Company (MECC) EC/CM -> Track Electrification System Bid Package No. 1428-BP011											
Integrity Wire, Inc.	DBE	8	698,688.00	500,913.19			219,540.25	219,540.25	219,540.25	131,724.15	
Nelson Trucking		9	0.00	31,684.00			-	-	-	-	
North Coast Electric Company		8	0.00	2,036,197.63	1,570,813.44		1,570,813.44		1,570,813.44	942,488.06	
Peterson Industrial Scaffolding		9	0.00	15,000.00			-	-	-	-	
Siemens		8	0.00	6,523,888.25			565,370.08	565,370.08		-	
Sundancer Electric (Scope includes Eye Wash Sta.'s)	DBE		995,956.00	1,082,223.19			-	-	-	-	
Transcon Company, LLC (Electrical Contracting)	DBE	4	118,999.00				-	-	-	-	

				Projected Job Ending Totals			To Date Paid Totals (After Retention)			February 28, 2014
SUMMARY SUBTOTAL	Certified DBE		1,583,136.38	6.28%			-	-	131,724.15	2.11%
Mass Electric Construction Company - Track Electrification System	Certified MBE/WBE		-	0.00%			-	-	-	0.00%
	Certified SBE		-	0.00%			-	-	-	0.00%
	Total SBE*		1,583,136.38	6.28%			-	-	131,724.15	2.11%

Modern Railway Systems/MECC Joint Venture											
Modern Railway Systems/MECC Joint Venture (MMJV) EC/CM -> Train Signal Systems Bid Package No. 1428-BP012											
Integrity Wire	DBE	4	229,805.00	229,805.00							
CivilTech Engineering (Seismic Testing)	DBE	4	31,250.00	31,250.00			-	-	-	31,250.00	
TBD (Furnish & Install Impedance Bonds)	DBE	4	325,000.00	325,000.00			-	-	-	325,000.00	
TBD (Furnish & Install Turnout Bonding)	DBE	4	150,000.00	150,000.00			-	-	-	150,000.00	

				Projected Job Ending Totals			To Date Paid Totals (After Retention)			February 28, 2014
SUMMARY SUBTOTAL	Certified DBE		736,055.00	7.56%			-	-	-	0.00%
MMJV - Train Signal Systems	Certified MBE/WBE		-	0.00%			-	-	-	0.00%
	Certified SBE		-	0.00%			-	-	-	0.00%
	Total SBE*		736,055.00	7.56%			-	-	-	0.00%

Affidavit of Amounts Invoiced and Paid

Invoice Information		Contract Information		Contractor Information		Diversity Contract Goals	
Invoice Date	3/31/2014	ST Contract Number	RTA/LR 0148-10C	Company Name	Stacy & Witbeck, Inc.	Small Business Commitment (At MACC)	6.2%
Invoice Number	136889 - 16	ST PO Number	136889 ON	Diversity Contact Name	Holly Daniels - Office Manager	Small Business Goals (See Note)	5.0%
Progress Payment	16	Original Contract Amount (Total Contract Cost)	7,139,169.00	Diversity Contact Phone	(206) 395-2200	DBE Commitment (At MACC)	2.0%
Period of Service	3/31/2014	Executed Change Orders	113,139,361.50	Diversity Contact Email	hdaniels@stacywitbeck.com	DBE Goal (See Note)	2.0%
		Revised Contract Amount (CO 1-20, 22-25)	120,278,530.50	Note: SB/DBE Goals per Sound Transit RFQ/PA No. RTA/LR 148-10 Section 16.0 - Sound Transit Diversity Program Objections. paragraph C.			
		Payment Percent Complete	34.5%				

Company Name	DBE/SB Type	Contractor Type**	Proposed Subcontract Amount	Current Contract Amount	INVOICED (PRIOR to RETENTION @ 5.0%)			PAID (AFTER RETENTION @ 5.0%)			REMAINING BALANCE	
					Prior Period	Current Period	Total Invoiced to Date	Current Period	Total Paid to Date	Total Paid to Date		
											100%	Cat 8 (60%)
LK Comstock National Transit, Inc.												
L.K. Comstock National Transit, Inc. (LKC) EC/CM -> Communication/SCADA Systems Bid Package No. 1428-BP013				34,609,277.86	4,851,476.06	944,620.91	5,796,096.97	897,389.86	5,506,235.18	5,506,235.18	29,103,042.68	
ARINC		1 & 8	0.00	6,185,741.49	1,007,608.60	-	1,007,608.60	-	957,228.18	-	5,228,513.31	
Integrity Wire, Inc. (Furnish Signal Cable)	DBE	8	0.00	268,203.89	48,987.00	97,974.00	146,961.00	97,974.00	146,961.00	88,176.60	121,242.89	
Mindseekers	DBE	2	0.00	28,080.00	51,475.51	-	51,475.51	16,189.88	51,475.51	51,475.51	(23,395.51)	
Mobile Electric Distributors, Inc. (Supplier of electrical material only 60% of suppliers)	DBE	8	1,020,000.00	714,786.61	407,765.53	295,671.29	703,436.82	280,887.73	597,538.33	358,523.00	117,248.28	
Rose Super Cleaners	DBE	7	0.00	11,000.00	5,250.01	649.78	5,899.79	2,599.12	5,250.01	5,250.01	5,749.99	
Teknon (Electrical Work Radiax hanger and at cross passages)	OW/MBE	4	725,000.00	991,316.21	168,103.16	8,103.84	176,207.00	17,555.08	159,396.60	159,396.60	831,919.61	
urce (Suppliers of electrical cable makers 60% for suppliers)	DBE		12,000.00				-		146,961.00		(146,961.00)	

Projected Job Ending Totals				To Date Paid Totals (After Retention)				February 28, 2014
SUMMARY SUBTOTAL	Certified DBE	1,022,070.50	2.95%	397,650.73	948,185.85	503,425.12	9.14%	
L.K. Comstock National Transit, Inc. - Comm/SCADA Systems	Certified MBE/WBE	991,316.21	2.86%	17,555.08	159,396.60	159,396.60	2.89%	
	Certified SBE	-	0.00%	-	-	-	0.00%	
	Total SBE*	2,013,386.71	5.82%	415,205.81	1,107,582.45	662,821.72	12.04%	

Sheldrup Building Services Company											
Sheldrup Building Services Company -> Operation and Maintenance Facility 4th Floor Room Renovation Bid Package No. 1428-BP021				605,335.89	80,804.75	263,837.90	344,642.65	250,646.01	330,534.11	330,534.11	480,206.35
Ashford Electric	DBE	4	110,000.00	88,496.00	4,000.00	15,669.00	19,669.00	15,669.00	19,669.00	19,669.00	68,827.00
Advanced Technology Group (ATG)		4	0.00	12,673.00	-	9,794.00	9,794.00	9,794.00	9,794.00	-	2,879.00
Bellevue Mechanical		4	0.00	16,238.00	-	16,238.00	16,238.00	16,238.00	16,238.00	-	-
Finishing Carpentry	SBE	4	100,000.00	43,872.00	26,126.00	11,320.00	37,446.00	11,320.00	37,446.00	37,446.00	6,426.00
Parthenon Builders		4	0.00	9,505.00	-	2,606.00	2,606.00	2,606.00	2,606.00	-	6,899.00
Rubenstein's Flooring		4	0.00	16,080.00	-	13,980.00	13,980.00	13,980.00	13,980.00	-	2,100.00
SGS Glass		4	0.00	16,302.00	-	-	-	-	-	-	16,302.00
Westfire Coastal	SBE	4	50,000.00	51,500.00	4,950.00	27,125.00	32,075.00	27,125.00	32,075.00	32,075.00	19,425.00

Projected Job Ending Totals				To Date Paid Totals (After Retention)				February 28, 2014
SUMMARY SUBTOTAL	Certified DBE	88,496.00	14.62%	-	-	19,669.00	5.95%	
Sheldrup Building Services Company	Certified MBE/WBE	-	0.00%	-	-	-	0.00%	
	Certified SBE	95,372.00	15.76%	-	-	69,521.00	21.03%	
	Total SBE*	183,868.00	30.37%	-	-	89,190.00	26.98%	

Affidavit of Amounts Invoiced and Paid

Invoice Information		Contract Information		Contractor Information		Diversity Contract Goals	
Invoice Date	3/31/2014	ST Contract Number	RTA/LR 0148-10C	Company Name	Stacy & Witbeck, Inc.	Small Business Commitment (At MACC)	6.2%
Invoice Number	136889 - 16	ST PO Number	136889 ON	Diversity Contact Name	Holly Daniels - Office Manager	Small Business Goals (See Note)	5.0%
Progress Payment	16	Original Contract Amount (Total Contract Cost)	7,139,169.00	Diversity Contact Phone	(206) 395-2200	DBE Commitment (At MACC)	2.0%
Period of Service	3/31/2014	Executed Change Orders	113,139,361.50	Diversity Contact Email	hdaniels@stacywitbeck.com	DBE Goal (See Note)	2.0%
		Revised Contract Amount (CO 1-20, 22-25)	120,278,530.50	Note: SB/DBE Goals per Sound Transit RFQ/PA No. RTA/LR 148-10 Section 16.0 - Sound Transit Diversity Program Objections. paragraph C.			
		Payment Percent Complete	34.5%				

Company Name	DBE/SB Type	Contractor Type**	Proposed Subcontract Amount	Current Contract Amount	INVOICED (PRIOR to RETENTION @ 5.0%)			PAID (AFTER RETENTION @ 5.0%)			REMAINING BALANCE
					Prior Period	Current Period	Total Invoiced to Date	Current Period	Total Paid to Date	Total Paid to Date	
Demographic Types		**Contractor Types									
(See list of Demographic Types)		1. Architectural/Engineering 2. Other Professional Services			3. Vehicles 4. Construction			5. Legal Services 6. Construction Management			9. Equipment

SUMMARY - GRAND TOTALS

	Projected Job Ending Totals	To Date Paid Totals (After Retention)	February 28, 2014
Certified DBE	5,710,644.24 4.75%	2.0% Goal 510,512.55 2,345,402.53	2,078,162.00 5.85%
Certified MBE/WBE	1,427,983.32 1.19%	61,928.39 432,581.92	439,234.03 1.24%
Certified SBE	566,141.50 0.47%	30,956.26 448,366.25	488,738.45 1.38%
Total SBE*	7,704,769.06 6.41%	5.0% Goal 603,397.20 3,226,350.70	3,006,134.48 8.46%

DBE/MBE/WBE/SB Percentage calculation: Total Paid to Date / Revised Total Contract Cost (TCC)

Revised TCC	120,278,530.50	Paid to Date by Sound Transit to SWI	35,525,268.46
-------------	----------------	--------------------------------------	---------------

Company Name	Project Name	Contract Amount	Work Start Date	Work Completion Date	Company UBI	Company Registration #	Contract #
STACY & WITBECK INC	U830 University Link System	\$ 15,995,897.83	12/1/2012	10/31/2015	601656513	STACYWIO55OL	RTA/LR 0148-10C
STACY & WITBECK INC	U830 University Link System	\$ 25,716,177.96	12/10/2012	10/20/2017	601656513	STACYWIO55OL	RTA/LR 0148-10C
STACY & WITBECK INC	U830 University Link System	\$ 9,708,311.73	12/10/2012	10/20/2017	601656513	STACYWIO55OL	RTA/LR 0148-10C
STACY & WITBECK INC	U830 University Link System	\$ 41,015,783.80	12/10/2012	10/20/2017	601656513	STACYWIO55OL	RTA/LR 0148-10C
STACY & WITBECK INC	U830 University Link System	\$ 19,550,958.57	12/1/2012	8/4/2017	601656513	STACYWIO55OL	RTA/LR 0148-10C
STACY & WITBECK INC	U830 University Link System	\$ 19,550,958.57	12/1/2012	8/4/2017	601656513	STACYWIO55OL	RTA/LR 0148-10C
STACY & WITBECK INC	U830 University Link System	\$ 119,167,433.00	12/1/2012		601656513	STACYWIO55OL	RTA/LR 0148-10C
1 Alliance Geomatics, LLC	U830 University Link System	\$ 52,800.00	5/8/2015	12/24/2015	603260116		RTA/LR 0148-10C
ACC-U-SET CONSTRUCTION INC	U830 University Link System	\$ 57,487.50	5/6/2013	5/15/2013	601820018	ACCUSC*993PN	RTA/LR 0148-10C
ACES FOUR CONSTRUCTION CO	U830 University Link System	\$ 5,325.25	4/22/2013	4/22/2013	601921349	ACESFCC014NW	RTA/LR 0148-10C
ADVANCED TECHNOLOGY GROUP INC	U830 University Link System	\$ 12,673.00	12/1/2013	3/7/2014	601936843	ADVANTG011KE	RTA/LR 0148-10C
AIRTEST CO INC	U830 University Link System	\$ 1,120.00	3/13/2014	3/13/2014	601679369	AIRTECIO32LL	RTA/LR 0148-10C
Alcantar and Associates LLC	U830 University Link System	\$ 25,992.50	7/24/2013	5/15/2014	603191668		RTA/LR 0148-10C
AMAYA ELECTRIC	U830 University Link System	\$ 128,580.00	4/15/2014	11/24/2014	600089108	AMAYAE*274B3	RTA/LR 0148-10C
Arnic Incorporated	U830 University Link System	\$ 8,162,142.99	1/10/2013	9/30/2017	601597647	601597647	RTA/LR 0148-10C
ASHFORD ELECTRIC & CONST CO	U830 University Link System	\$ 58,000.00	11/1/2013	6/10/2014	600640030	ASHFOEC147QC	RTA/LR 0148-10C
BELLEVUE MECHANICAL INC	U830 University Link System	\$ 16,238.00	11/1/2013	2/12/2014	602231615	BELLEMI984P5	RTA/LR 0148-10C
BEST CCLS, Inc.	U830 University Link System	\$ 288,367.50	12/17/2012	9/1/2015	602978139		RTA/LR 0148-10C
BOBBY WOLFORD TRKNG & SLVG INC	U830 University Link System	\$ 3,921.26	2/5/2016	3/14/2016	600620859	BOBBYWT088CC	RTA/LR 0148-10C
BOBBY WOLFORD TRKNG & SLVG INC	U830 University Link System	\$ 29,263.21	4/29/2014	11/14/2014	600620859	BOBBYWT088CC	RTA/LR 0148-10C
Brundage Bone Concrete Pumping, Inc.	U830 University Link System	\$ 8,552.69	10/22/2013	4/24/2014	600630026		RTA/LR 0148-10C
C R J CONSTRUCTION CO	U830 University Link System	\$ 46,598.00	1/7/2015	2/5/2015	602371087	CRJCOCC962K5	RTA/LR 0148-10C
CINQUINI & PASSARINO, INC.	U830 University Link System	\$ 36,884.00	1/14/2015	1/25/2015	603470095		RTA/LR 0148-10C
COMMERCIAL FENCE CORPORATION	U830 University Link System	\$ 8,381.62	4/16/2013	6/19/2013	601581365	COMMEFC066PU	RTA/LR 0148-10C
CONTECH SERVICES INC	U830 University Link System	\$ 217,207.62	4/8/2015	3/16/2016	601472938	CONTESI073L4	RTA/LR 0148-10C
DAY WIRELESS SYSTEMS	U830 University Link System	\$ 10,870.24	6/26/2015	7/9/2015	601202845	DAYWIS*934K1	RTA/LR 0148-10C
EVANS CONSOLES INC	U830 University Link System	\$ 169,482.00	6/17/2015	7/25/2016	602976591	EVANSCI905C3	RTA/LR 0148-10C
FINISHING CARPENTRY LLC	U830 University Link System	\$ 15,700.00	12/4/2013	3/31/2014	602735774	FINISCL930NW	RTA/LR 0148-10C
FLOOR SOLUTIONS	U830 University Link System	\$ 16,475.00	8/18/2014	8/26/2014	603384186	FLOORS*862D8	RTA/LR 0148-10C
FLOOR SOLUTIONS	U830 University Link System	\$ 42,570.00	6/17/2014	6/27/2014	603384186	FLOORS*862D8	RTA/LR 0148-10C
GARNER CONSTRUCTION W B E INC	U830 University Link System	\$ 9,502.82	7/2/2013	7/25/2013	601404405	GARNECW077OG	RTA/LR 0148-10C
GARY MERLINO CONST CO INC	U830 University Link System	\$ 404,272.28	7/2/2013	10/30/2014	600584952	GARYMCC150MW	RTA/LR 0148-10C
GPS TILE & MARBLE	U830 University Link System	\$ 1,409.50	2/10/2014	3/21/2014	602643146	GPSTITM946O8	RTA/LR 0148-10C
H S Q TECHNOLOGY, A CORP	U830 University Link System	\$ 10,118,463.00	12/10/2012	9/14/2016	600414468	HSQTEA*194QE	RTA/LR 0148-10C
HAMILTON CONST CO	U830 University Link System	\$ 133,920.00	4/15/2013	7/18/2013	409019076	HAMILCC881B8	RTA/LR 0148-10C
HOLLAND COMPANY LP	U830 University Link System	\$ 336,000.00	4/19/2013	8/10/2013	601843054	HOLLA020LD	RTA/LR 0148-10C
HUDSON BAY INSULATION CO INC	U830 University Link System	\$ 16,330.00	10/20/2015	3/16/2016	601274484	HUDSOBI101QL	RTA/LR 0148-10C
INNOVATIVE VACUUM SERVICES	U830 University Link System	\$ 30,028.66	2/15/2015	2/26/2015	603412600	INNOVVS861OS	RTA/LR 0148-10C
JESSE ENGINEERING CO	U830 University Link System	\$ 111,235.00	2/27/2013	4/16/2013	600217002	JESSEEC147JH	RTA/LR 0148-10C
L K COMSTOCK NATL TRANSIT INC	U830 University Link System	\$ 41,011,036.00	3/30/2013	7/28/2016	602971068	LKCOMKC900OB	RTA/LR 0148-10C
LORAM MAINTENANCE OF WAY INC	U830 University Link System	\$ 244,469.00	2/2/2015	2/12/2015	601176304	LORAMMW865QD	RTA/LR 0148-10C
Magnum Crane Service, LLC	U830 University Link System	\$ 536,654.24	4/20/2013	1/9/2015	602210303		RTA/LR 0148-10C

A.2 Schedule of Values - Summary

Budgeted Labor Cost	(Multiple Items)				
Current Earned Value	(All)				
L300 - Schedule of Values Summary					
Schedule of Values Item Details					
	Item Value	Previous Billing	Period Billing	JTD Billing	% Complete
Pay Item 1 GCCM FIXED FEE	\$ 56,696,953	\$ 29,154,242	\$ 1,738,312	\$ 30,892,554	54%
GCCM Fixed Fee (EW)	\$ 3,699,625	\$ 3,699,625	\$ -	\$ 3,699,625	100%
GCCM Fixed Fee (MP)	\$ 52,997,328	\$ 25,454,617	\$ 1,738,312	\$ 27,192,929	51%
Pay Item 2 SPECIFIED GENERAL CONDITIONS	\$ 22,343,670	\$ 11,491,127	\$ 683,945	\$ 12,175,072	54%
Specified General Conditions (EW)	\$ 3,858,670	\$ 3,858,670	\$ -	\$ 3,858,670	100%
Specified General Conditions (MP)	\$ 18,485,000	\$ 7,632,457	\$ 683,945	\$ 8,316,402	45%
Pay Item 3 SUBCONTRACT BID PACKAGE COST	\$ 606,903,757	\$ 286,772,779	\$ 21,714,766	\$ 308,487,545	51%
Negotiated Self Perform (NSP) (EW)	\$ 11,093,476	\$ 9,730,208	\$ 4,821	\$ 9,735,029	88%
Negotiated Self Perform (NSP) (MP)	\$ 292,299,482	\$ 186,385,170	\$ 11,686,557	\$ 198,071,727	68%
BP06 - Storm Drain (Interwest Construction)	\$ 10,495,000	\$ 4,278,207	\$ 251,444	\$ 4,529,652	43%
BP07 - Potholing (Skanska Constructors L300)	\$ 1,467,899	\$ 1,177,255	\$ 26,422	\$ 1,203,677	82%
BP08 - Site Structures (Skanska Constructors L300)	\$ 3,129,708	\$ 975,824	\$ 889,878	\$ 1,865,703	60%
BP10 - OCS Foundations - Drilled (MidMountain)	\$ 1,389,000	\$ -	\$ -	\$ -	0%
BP11 - Drilled Shafts (Malcolm)	\$ 15,300,000	\$ 15,300,000	\$ -	\$ 15,300,000	100%
BP12 - Joint Seals (Skanska Constructors L300)	\$ 502,248	\$ 125,000	\$ -	\$ 125,000	25%
BP14 - Guideway Painting & Coatings (Purcell)	\$ 792,000	\$ -	\$ -	\$ -	0%
BP15 - Guideway Rebar/PT (Harris Rebar)	\$ 16,262,243	\$ 15,616,487	\$ 63,337	\$ 15,679,824	96%
BP16 - Soil Nails (Malcolm)	\$ 4,416,378	\$ 4,411,318	\$ 5,060	\$ 4,416,378	100%
BP17 - Trackwork (Railworks)	\$ 25,099,444	\$ 1,071,299	\$ 73,592	\$ 1,144,891	5%
BP19 - Conveying Equipt (TMAkm JV)	\$ 10,671,000	\$ -	\$ -	\$ -	0%
BP20 - Overhead Storm Drain (Skanska Constructors L300)	\$ 3,267,939	\$ -	\$ -	\$ -	0%
BP24 - Detention Vaults (MidMountain)	\$ 16,635,000	\$ 9,336,589	\$ 324,408	\$ 9,660,997	58%
BP27 - Site Electrical (MidMountain)	\$ 7,995,000	\$ 1,760,903	\$ 213,000	\$ 1,973,903	25%
BP29 - Flatwork/Hardscapes and Furnishings (MidMountain)	\$ 8,130,000	\$ 595,791	\$ 1,162,699	\$ 1,758,490	22%
BP30 - Asphalt Paving (MidMountain)	\$ 4,063,000	\$ 179,223	\$ -	\$ 179,223	4%
BP33 - Chain Link Fencng & Gates (Perimeter Security Group)	\$ 1,658,300	\$ -	\$ -	\$ -	0%
BP34 - Architectural (Skanska Constructors L300)	\$ 47,179,502	\$ 6,392,030	\$ 2,805,532	\$ 9,197,561	19%
BP35 - Concrete Barrier (Skanska Constructors L300)	\$ 2,110,417	\$ 134,050	\$ 60,322	\$ 194,372	9%

A.2 Schedule of Values - Summary

Schedule of Values Item Details	Item Value	Previous Billing	Period Billing	JTD Billing	% Complete
BP37 - Site Sewer & Water (MidMountain)	\$ 2,291,800	\$ 868,450	\$ 72,620	\$ 941,070	41%
BP38 - SP Walls/Auger Cast Shafts (Malcolm)	\$ 2,563,099	\$ 2,560,639	\$ -	\$ 2,560,639	100%
BP39 - Noise Walls & Accoustical Panels (Skanska Constructors L300)	\$ 11,541,000	\$ 715,095	\$ 426,453	\$ 1,141,548	10%
BP41 - Guideway Electrical (Elcon)	\$ 15,952,000	\$ 201,373	\$ 740,453	\$ 941,826	6%
BP42 - Signs & Striping (MidMountain)	\$ 1,153,000	\$ 157,654	\$ -	\$ 157,654	14%
BP43 - Concrete Pavement (MidMountain)	\$ 1,749,000	\$ -	\$ -	\$ -	0%
BP45 - Ground Improvement (Hayward Baker)	\$ 421,000	\$ 421,000	\$ -	\$ 421,000	100%
BP46 - Fire Protection Standpipe (Guideway) (Shinn Mechanical)	\$ 3,838,224	\$ 451,239	\$ -	\$ 451,239	12%
BP47 - Rebar - Walls (Harris Rebar)	\$ 2,720,022	\$ 1,916,883	\$ 115,123	\$ 2,032,007	75%
BP48 - Rebar - Stations & Garage (inc PT) (Harris Rebar)	\$ 6,772,432	\$ 1,621,812	\$ 494,808	\$ 2,116,621	31%
BP50 - Fire Suppression - Stations & Garage (Fireshield Inc)	\$ 3,343,000	\$ 1,272,757	\$ 72,216	\$ 1,344,973	40%
BP51 - Mechanical - Stations & Garage (McKinistry Co)	\$ 9,663,891	\$ 4,820,020	\$ 240,022	\$ 5,060,042	52%
BP53 - Electrical - Stations & Garage (Valley Electric Co)	\$ 16,532,531	\$ 5,536,394	\$ 433,508	\$ 5,969,902	36%
BP62 - Guideway Rail & Fall Protection (MBI Construction Services)	\$ 5,950,000	\$ 1,514,140	\$ 976,560	\$ 2,490,700	42%
BP80 - Environmental Mitigation (Ohno Construction Company)	\$ 5,357,000	\$ -	\$ -	\$ -	0%
BP81 - Landscaping - Corridor (Ohno Construction Company)	\$ 10,245,000	\$ -	\$ -	\$ -	0%
BP82 - Landscaping - Stations & Garage (Specialized Landscaping Inc)	\$ 5,378,161	\$ -	\$ -	\$ -	0%
BP83 - Allowance	\$ 17,475,560	\$ 7,245,965	\$ 575,930	\$ 7,821,895	45%
Pay Item 6 MAXIMUM ALLOWABLE CONSTRUCTION COST (MACC) RISK CONTINGENCY ACCOUNT	\$ 7,427,939	\$ -	\$ -	\$ -	0%
Maximum Allowable Construction Cost (MACC) Risk Contingency Account (EW)	\$ 277,337	\$ -	\$ -	\$ -	0%
Maximum Allowable Construction Cost (MACC) Risk Contingency Account (MP)	\$ 7,150,602	\$ -	\$ -	\$ -	0%
Pay Item 7 NEGOTIATED SUPPORT SERVICES	\$ 136,105,182	\$ 101,670,423	\$ 1,435,154	\$ 103,105,577	76%
NSS 8 - Permits - EW	\$ 15,000	\$ 15,000	\$ -	\$ 15,000	100%
NSS 9 - Insurance Requirements - EW	\$ 997,000	\$ 997,000	\$ -	\$ 997,000	100%
NSS 11 - Substanc Abuse Administrators - EW	\$ 15,000	\$ 15,000	\$ -	\$ 15,000	100%
NSS 13 - Photographic Documentation - EW	\$ 82,993	\$ 82,993	\$ -	\$ 82,993	100%
NSS 15 - Health, Safety, Security and Emergency Response Procedures - EW	\$ 794,981	\$ 794,981	\$ -	\$ 794,981	100%
NSS 19 - Quality Assurance / Quality Control - EW	\$ 695,964	\$ 695,964	\$ -	\$ 695,964	100%
NSS 20 - Temporary Facilities and Controls - EW	\$ 1,790,214	\$ 1,790,214	\$ -	\$ 1,790,214	100%

CN 0091-11C U240 Capitol Hill Station

TURNER CONSTRUCTION COMPANY	Capitol Hill Station	\$ 117,065,221.00	11/15/2012	11/17/2017	600205784	TURNCEC237D2
TURNER CONSTRUCTION COMPANY	Capitol Hill Station	\$ 104,850,276.00	11/15/2012		600205784	TURNCEC237D2
Company Name	Project Name	Contract Amount	Work Start Date	Work Completion	Company UI	Company Registration #
AMAYA ELECTRIC	Capitol Hill Station	\$ 17,958.28	12/17/2013	1/7/2014	600089108	AMAYAE*274B3
APEX STEEL INC	Capitol Hill Station	\$ 2,250,948.51	3/20/2013	10/26/2015	601681293	APEXSI*043C7
APPLIED PROFESSIONAL SVCS INC	Capitol Hill Station	\$ 5,010.00	9/14/2013	9/14/2013	601684968	APPLIPS981LD
APPLY A LINE INC	Capitol Hill Station	\$ 29,414.80	1/12/2014	11/21/2015	600553941	APPLYI*161RU
AQUA BRITE INC	Capitol Hill Station	\$ 20,000.00	1/17/2014	2/21/2014	602003042	AQUABI*990CN
ARMORCLAD FLOORS	Capitol Hill Station	\$ 21,000.00	9/28/2015	10/29/2015	601764878	ARMORF*033D8
ASHFORD ELECTRIC & CONST CO	Capitol Hill Station	\$ 136,764.00	2/1/2014	2/5/2016	600640030	ASHFOEC147QC
ASSA ABLOY ENTRANCE SYS US INC	Capitol Hill Station	\$ 32,638.01	1/30/2016	4/2/2016	603273879	ASSAAAE879C8
AUTOMATED BLDG CNTRL SPCS LLC	Capitol Hill Station	\$ 2,269,603.54	4/1/2013	2/28/2017	602205924	AUTOMBC984QK
BALLARD INSULATION INC	Capitol Hill Station	\$ 72,888.66	6/23/2014	2/4/2016	600633330	BALLAI1141OE
BELL & BELL BLDRS & OH DRS LLC	Capitol Hill Station	\$ 95,880.00	7/8/2014	5/27/2016	603116850	BELLBBB893P4
BEST CCLS, Inc.	Capitol Hill Station	\$ 347,012.15	11/26/2012	1/25/2016	602978139	
BEST CCLS, Inc.	Capitol Hill Station	\$ 62,020.26	4/15/2014	2/16/2016	602978139	
Brundage Bone Concrete Pumping, Inc.	Capitol Hill Station	\$ 346,341.90	12/18/2012	5/6/2015	600630026	
Cadman Inc.	Capitol Hill Station	\$ 10,956.95	12/24/2013	1/10/2015	176000099	
Clearnet	Capitol Hill Station	\$ 24,000.00	11/25/2014	5/14/2015	602615301	CLEAR**901PM
COMMERCIAL FENCE CORPORATION	Capitol Hill Station	\$ 46,919.63	10/14/2015	2/25/2016	601581365	COMMEFC066PU
COMMERCIAL FENCE CORPORATION	Capitol Hill Station	\$ 46,919.63	10/14/2015	2/25/2016	601581365	COMMEFC066PU
CONCO CEMENT COMPANY	Capitol Hill Station	\$ 319,251.00	12/7/2012	4/2/2015	601716374	CONCOCC044LS
CONTECH SERVICES INC	Capitol Hill Station	\$ 344,942.00	8/20/2014	10/30/2017	601472938	CONTESI073L4
COSCO FIRE PROTECTION INC	Capitol Hill Station	\$ 1,975,000.00	1/2/2013	11/27/2015	601198501	COSCOFP110NM
COSCO FIRE PROTECTION INC	Capitol Hill Station	\$ 30,000.00	3/12/2013	10/31/2014	601198501	COSCOFP110NM
COSCO FIRE PROTECTION INC	Capitol Hill Station	\$ 30,000.00	3/12/2013	4/11/2013	601198501	COSCOFP110NM
DBE ELECTRIC INC	Capitol Hill Station	\$ 512,024.60	4/1/2014	1/15/2016	602952513	DBEELEI912PM
DBE ELECTRIC INC	Capitol Hill Station	\$ 332,559.00	4/1/2014	1/15/2016	602952513	DBEELEI912PM
E C COMPANY	Capitol Hill Station	\$ 636,501.00	10/1/2014	4/11/2016	601107330	ECCOM**148BA
Elevations Ltd	Capitol Hill Station	\$ 54,000.00	9/23/2015	10/18/2015	603037955	ELEVAL*901NT
FIRE CHIEF EQUIPMENT CO INC	Capitol Hill Station	\$ 101,313.00	7/1/2013	2/20/2016	602683436	FIRECCE938JR
GRAVITEC SYSTEMS INC	Capitol Hill Station	\$ 69,892.00	3/16/2015	8/3/2015	601885749	GRAVISI970DS
HAYWARD BAKER INC	Capitol Hill Station	\$ 56,001.00	7/30/2015	8/7/2015	601039452	HAYWABI099DD
HERZOG INDUSTRIES LLC	Capitol Hill Station	\$ 585,553.00	4/1/2014	2/1/2016	602771744	HERZOIL936QN
HI-GRADE BARK TOPSOIL/ROCK INC	Capitol Hill Station	\$ 269,000.00	5/16/2015	10/31/2015	601083060	HIGRABT987LS
HUDSON BAY INSULATION CO INC	Capitol Hill Station	\$ 105,678.00	3/13/2014	2/3/2016	601274484	HUDSOBI101QL
HUDSON BAY INSULATION CO INC	Capitol Hill Station	\$ 51,485.00	4/15/2014	2/24/2016	601274484	HUDSOBI101QL
HUDSON BAY INSULATION CO INC	Capitol Hill Station	\$ 508,840.00	4/23/2014	12/10/2015	601274484	HUDSOBI101QL
HUDSON BAY INSULATION CO INC	Capitol Hill Station	\$ 23,236.00	4/1/2014	7/9/2015	601274484	HUDSOBI101QL
HUDSON BAY INSULATION CO INC	Capitol Hill Station	\$ 751,139.00	3/19/2014	2/26/2016	601274484	HUDSOBI101QL
INSULPRO PROJECTS INC	Capitol Hill Station	\$ 146,236.00	1/31/2014	10/25/2016	602112973	INSULPI993LN

ISEC INC	Capitol Hill Station	\$ 489,852.00	6/2/2014	11/10/2015	600188539	ISECI**104N3
KODO CONSTRUCTION INC	Capitol Hill Station	\$ 391,598.37	4/24/2015	11/25/2015	179019926	KODOC**333JP
KONE INC	Capitol Hill Station	\$ 4,390,429.51	10/30/2013	7/1/2016	409009297	KONEI**000JM
KRUEGER SHEET METAL CO	Capitol Hill Station	\$ 5,264,184.82	2/24/2014	6/20/2016	328043922	KRUEGSM356O9
LILL CONSTRUCTION CO	Capitol Hill Station	\$ 641,519.17	5/5/2014	10/15/2015	600224970	LILLC**233DC
LILL CONSTRUCTION CO	Capitol Hill Station	\$ 575,031.00	5/5/2014	10/10/2015	600224970	LILLC**233DC
LONG PAINTING CO	Capitol Hill Station	\$ 515,568.36	9/13/2013	5/13/2016	578090687	LONGP**230MA
MACDONALD/MILLER FAC SOL INC	Capitol Hill Station	\$ 28,278.98	11/19/2012	1/6/2014	602254260	MACDOFS980RU
MACDONALD/MILLER FAC SOL INC	Capitol Hill Station	\$ 18,242,345.17	11/19/2012	11/4/2016	602254260	MACDOFS980RU
MCCLEAN IRON WORKS	Capitol Hill Station	\$ 60,312.00	10/20/2015	11/23/2015	602670041	MCCLEIW948Q2
METRO PAINTING LLC	Capitol Hill Station	\$ 934,642.60	11/4/2013	3/2/2016	602202579	METROPL984KH
MILLER'S SMITH/LOSLO SHTMTL IN	Capitol Hill Station	\$ -	8/8/2013	8/8/2013	601154664	MILLESS118D8
Mulier Construction LLC	Capitol Hill Station	\$ 19,941.05	5/11/2015	9/26/2015	603391521	MULIECL864JQ
NCM CONTRACTING GROUP LP	Capitol Hill Station	\$ 24,086.00	3/5/2014	3/22/2014	602614420	NCMCOCG895D5
Nelson Trucking Co Inc	Capitol Hill Station	\$ 50,000.00	8/8/2014	12/1/2016	578067291	
Nelson Trucking Co Inc	Capitol Hill Station	\$ 40,000.00	12/3/2013	12/1/2016	578067291	
Nelson Trucking Co Inc	Capitol Hill Station	\$ 40,000.00	12/3/2013	12/1/2016	578067291	
NESS CRANES	Capitol Hill Station	\$ 93,848.80	8/8/2014	8/27/2014	602493962	NESSCC*923RC
NESS CRANES	Capitol Hill Station	\$ 28,438.81	6/13/2014	1/20/2015	602493962	NESSCC*923RC
NESS CRANES	Capitol Hill Station	\$ 1,660,747.63	1/31/2013	9/3/2015	602493962	NESSCC*923RC
NORTH CREEK ENVIRONMENTAL LLC	Capitol Hill Station	\$ 2,500.00	7/18/2015	7/18/2015	602904780	NORTHCE910M7
NORTHSHORE SHEET METAL INC	Capitol Hill Station	\$ 1,067,368.10	9/9/2014	3/23/2016	601026964	NORTHSM131LP
NORTHWEST ASPHALT INC	Capitol Hill Station	\$ 118,836.07	5/11/2015	11/24/2015	601556048	NORTHAI066MF
NORTHWEST CONSTRUCTION INC	Capitol Hill Station	\$ 128,780.11	1/2/2013	2/18/2014	601253872	NORTHCI101NG
NORTHWEST CONSTRUCTION INC	Capitol Hill Station	\$ 6,305,661.46	1/2/2013	6/20/2016	601253872	NORTHCI101NG
NORTHWEST PRECAST LLC	Capitol Hill Station	\$ 32,477.00	4/23/2013	6/27/2013	602724138	NORTHPL898JR
NORTHWEST TOWER CRANE SRVC INC	Capitol Hill Station	\$ 174,117.05	7/29/2014	8/12/2014	601557582	NORTHTC066NZ
OLSON BROTHERS PRO-VAC LLC	Capitol Hill Station	\$ 149,382.45	12/23/2013	3/17/2016	602170975	OLSONBP985J2
PACIFIC MOBILE STRUCTURES INC	Capitol Hill Station	\$ 204,000.99	11/30/2012	5/31/2016	600498022	PACIFMS033DC
PENHALL COMPANY	Capitol Hill Station	\$ 101,405.33	1/25/2013	6/29/2015	601258537	PENHAC*101NH
PENHALL COMPANY	Capitol Hill Station	\$ 132,523.60	1/2/2013	3/15/2016	601258537	PENHAC*101NH
PENHALL COMPANY	Capitol Hill Station	\$ 7,910.00	12/2/2013	5/28/2014	601258537	PENHAC*101NH
PERFORMANCE CONTRACTING INC	Capitol Hill Station	\$ 15,741.73	12/2/2014	2/11/2015	600574579	PERFOCI159K1
PERFORMANCE CONTRACTING INC	Capitol Hill Station	\$ 561,200.00	12/30/2013	3/7/2016	600574579	PERFOCI159K1
PERFORMANCE CONTRACTING INC	Capitol Hill Station	\$ 73,420.08	5/18/2014	10/12/2014	600574579	PERFOCI159K1
PERFORMANCE CONTRACTING INC	Capitol Hill Station	\$ 71,889.02	9/30/2014	9/28/2015	600574579	PERFOCI159K1
PERFORMANCE CONTRACTING INC	Capitol Hill Station	\$ 21,519.42	2/19/2014	10/9/2014	600574579	PERFOCI159K1
PERFORMANCE CONTRACTING INC	Capitol Hill Station	\$ 16,661.00	12/5/2012	8/25/2013	600574579	PERFOCI159K1
PERFORMANCE SYSTEMS	Capitol Hill Station	\$ 30,497.89	5/5/2014	2/23/2016	602213004	PERFOS*980M4
PETERSEN BROTHERS INC	Capitol Hill Station	\$ 14,632.85	1/12/2014	9/16/2015	600072474	PETERBI187NZ
PETERSON INDUST'L SCAFFLDG INC	Capitol Hill Station	\$ 138,781.63	6/5/2013	4/21/2016	602976351	PETERIS905J3
PILE CONTRACTORS INC	Capitol Hill Station	\$ 2,847,063.00	11/1/2013	5/12/2015	601255122	PILECI*101LM
PLATINUM SCAFFOLDING SRVCS INC	Capitol Hill Station	\$ 138,781.63	5/21/2015	4/25/2016	602976351	PLATISS852KO

QUALITY WOODWORKING/CONST LLC	Capitol Hill Station	\$ 37,000.00	6/23/2014	12/19/2014	601999311	QUALIWC005NW
R & D MASONRY INC	Capitol Hill Station	\$ 902,217.89	1/13/2014	2/1/2016	601783793	RDMASI*027M9
REBAR INTERNATIONAL INC	Capitol Hill Station	\$ 6,010,661.03	12/2/2012	4/22/2015	600481702	REBARI110NG
REBAR INTERNATIONAL INC	Capitol Hill Station	\$ 178,180.00	11/4/2013	2/18/2014	600481702	REBARI110NG
RMBSET CONSTRUCTION LLC	Capitol Hill Station	\$ 19,232.00	2/8/2016	2/18/2016	602799551	RMSETCL922DM
S S LANDSCAPING SERVICES INC	Capitol Hill Station	\$ 107,090.00	3/5/2015	1/14/2016	601517287	SSLANSI062C8
S T FABRICATION INC	Capitol Hill Station	\$ 5,672,000.00	10/1/2013	10/6/2016	602216144	STFABI*063BA
SEA-TAC SWEEPING SERVICE	Capitol Hill Station	\$ 3,844.14	11/15/2012	8/14/2015	601735583	SEATASS919KN
Seattle Blue LLC	Capitol Hill Station	\$ 51,900.00	1/14/2014	11/4/2015	603200190	
SIGMA SIX SOLUTIONS INC	Capitol Hill Station	\$ 37,230.00	4/15/2013	10/13/2016	602057355	SIGMASS955OA
SKYLINE TILE & MARBLE INC	Capitol Hill Station	\$ 31,526.00	3/16/2015	6/30/2015	601163328	SKYLITM905ML
SNYDER ROOFING OF WASH LLC	Capitol Hill Station	\$ 69,300.00	9/1/2014	12/21/2015	601961354	SNYDERW014MT
SNYDER ROOFING OF WASH LLC	Capitol Hill Station	\$ 277,800.00	7/1/2013	4/22/2016	601961354	SNYDERW014MT
STEELKORR LLC	Capitol Hill Station	\$ 181,000.00	3/1/2014	2/27/2015	603064398	STEELL*896B8
STEELKORR LLC	Capitol Hill Station	\$ 343,720.00	2/15/2014	2/27/2015	603064398	STEELL*896B8
TRADE-MARX SIGN & DISPLAY CORP	Capitol Hill Station	\$ 27,777.00	5/21/2013	2/24/2016	601169201	TRADESD113OM
UNITED PROF CAULKING/RESTR INC	Capitol Hill Station	\$ 29,930.00	12/8/2014	11/9/2015	601443883	UNITEP077JE
UNITED PROF CAULKING/RESTR INC	Capitol Hill Station	\$ -	1/27/2014	1/27/2014	601443883	UNITEP077JE
VECA ELECTRIC CO INC	Capitol Hill Station	\$ 12,153,631.29	11/15/2012	8/24/2016	601190731	VECAECI542MU
VECA ELECTRIC CO INC	Capitol Hill Station	\$ 548,761.72	1/3/2013	5/10/2016	601190731	VECAECI542MU
WASHINGTON ARCH HDWRE CO INC	Capitol Hill Station	\$ 334,923.44	1/1/2016	4/22/2016	601416153	WASHIAH994K5
W B SPRAGUE CO INC	Capitol Hill Station	\$ 20,600.00	5/1/2014	11/30/2016	278003556	WBSPRCI006MO
WESTERN TILE/MARBLE CONTR INC	Capitol Hill Station	\$ 944,068.00	12/17/2012	11/17/2017	578027315	WESTETM099JA
WESTERN TILE/MARBLE CONTR INC	Capitol Hill Station	\$ 939,318.00	12/17/2012	3/3/2016	578027315	WESTETM099JA
WESTERN TILE/MARBLE CONTR INC	Capitol Hill Station	\$ 939,318.00	12/17/2012	12/4/2015	578027315	WESTETM099JA
WISKO AMERICA INC	Capitol Hill Station	\$ 1,103,000.00	12/17/2012	8/1/2015	602625508	WISKOAI948MO
WPCS INTL INC SEA OP	Capitol Hill Station	\$ 203,700.00	6/9/2014	10/5/2014	601555363	WPCSIII912M1

Sound Transit - E130 Seattle to South Bellevue

Task 1.4 90% Final Subcontract Plan

9/2/16

Table of Contents

- 1.0 Draft Subcontract Plan
- 2.0 Bid Package Schedule
- 3.0 Packaging Discussion and Alternative Analysis
- 4.0 Pre-bid Eligibility
- 5.0 Early Procurement Packages

1.0 Draft Subcontract Plan

To begin development of the initial subcontract packaging plan, Kiewit-Hoffman started with the 60% estimate, and broke it down into distinct scopes of work based on the work breakdown structure. We separated the work into the E110, E120 and E130 packages, and then broke the work down further by trade and functional area. We also reviewed the project goals for SB and DBE contracting and looked to develop bid packages that will provide the best opportunity meet or exceed these goals.

As part of the bid package development, Kiewit-Hoffman initially broke the packages down into scopes of work that we have successfully completed or subcontracted on similar projects in the past, and matched the capabilities of the local subcontracting market. Then we examined opportunities to develop bid packages that are more likely to attract SB/DBE participation. The plan was then updated based on review of the 90% documents and the scope development associated with those documents.

The Heavy Civil GC/CM process has 3 types of delivery for the direct scopes of work: Negotiated Self Perform (limited to 50% of the work), Competitively Bid w/o GC/CM Bids (must be greater than 30%), and Competitively Bid w/GC/CM bids. In the package plan, we identified the packages that Kiewit-Hoffman would likely self-perform which include the E110 package work, the track work, floating bridge work and station concrete work.

For the work that we propose to competitively bid and submit a GC/CM bid, we identified the structure upgrade work that makes up the E120 package. This scope is one that has significant differences with the ICE team estimate, which would seem to lend itself to bidding this scope of work and getting market pricing for this scope.

Attached is a copy of the current subcontract packaging plan, which identifies the bid packages and the estimated dollar value of those packages. This plan has been updated with the 90% estimate to reflect any changes in scope, and has incorporated comments from Sound Transit on the packages.

E130 Subcontract Packages

Package	Title	Package Type	60% Estimate	% of MTSPC	Draft Bid Scope to ST	Procurement Dates		Package Lead	Comments	Potential SBE	Potential DBE	Potential SDBE Scopes of Work	% SBE	% DBE
						Ad	Bid							
3.A	E130 - Track Bridge Fabrication	Bid	\$ 4,000,000	1.0%		10/7/2016	11/21/2016	Dave S	New Package				0%	0%
3.B	E130 - Grading/Civil/Drainage/Utilities/Demo/Landscape	Bid	\$ 33,800,000	8.3%	8/5/2016	10/7/2016	11/21/2016	Craig		\$ 5,000,000	\$ 3,000,000	TESC, Utilities, Demo, Trucking, Concrete, Striping	15%	9%
3.C	E130 Roadway Lighting / Traffic ITS / Traffic Signals/Signage	Bid	\$ 4,000,000	1.0%	8/5/2016	10/7/2016	11/22/2016	Steve R		\$ 500,000	\$ 300,000	Electrical conduits	13%	8%
3.D	E120 & 130 - Scanning	Bid	\$ 1,180,000	0.3%	8/5/2016	10/10/2016	11/22/2016	Dave S		\$ 1,180,000		Scanning	100%	0%
3.H	E130 - Systems (Grounding, OCS Supports, Conduits)	Bid	\$ 15,300,000	3.8%	7/29/2016	10/10/2016	11/22/2016	Zac		\$ 2,500,000	\$ 2,000,000	Electrical, Ductbanks	16%	13%
3.O.1	E130 - Stations Earthwork and Utilities	Bid	\$ 1,200,000	0.3%	7/15/2016	10/12/2016	11/23/2016	Dave J	Ad date may change based on Station design issue	\$ 150,000	\$ 100,000	TESC, Trucking, Utilities	13%	8%
3.O.2	E130 - Stations Shafts and Shoring	Bid	\$ 1,500,000	0.4%	7/15/2016	10/12/2016	11/23/2016	Dave J	Ad date may change based on Station design issue	\$ 100,000	\$ 75,000	Trucking	7%	5%
3.O.3	E130 - Stations CMU	Bid	\$ 350,000	0.1%	7/15/2016	10/12/2016	11/23/2016	Dave J	Ad date may change based on Station design issue				0%	0%
3.O.4	E130 - Stations Structural Steel & Misc Metals	Bid	\$ 6,900,000	1.7%	7/15/2016	10/12/2016	11/23/2016	Dave J	Ad date may change based on Station design issue	\$ 750,000	\$ 500,000	Metal Fabrication	11%	7%
3.O.5	E130 - Stations Glazing	Bid	\$ 3,300,000	0.8%	7/15/2016	10/12/2016	11/23/2016	Dave J	Ad date may change based on Station design issue	\$ 150,000		Caulking	5%	0%
3.O.6	E130 - Stations Roofing & Waterproofing	Bid	\$ 1,800,000	0.4%	7/15/2016	10/12/2016	11/23/2016	Dave J	Ad date may change based on Station design issue	\$ 200,000	\$ 100,000	Flashing, Caulking	11%	6%
3.O.7	E130 - Stations Metal Panels	Bid	\$ 2,200,000	0.5%	7/15/2016	10/12/2016	11/23/2016	Dave J	Ad date may change based on Station design issue	\$ 100,000	\$ 50,000	Caulking	5%	2%
3.O.8	E130 - Stations Doors and Hardware	Bid	\$ 450,000	0.1%	7/15/2016	10/12/2016	11/23/2016	Dave J	Ad date may change based on Station design issue				0%	0%
3.O.9	E130 - Overhead Coiling Grilles	Bid	\$ 150,000	0.0%	7/15/2016	10/12/2016	11/23/2016	Dave J	Ad date may change based on Station design issue	\$ 150,000		Overhead Grilles	100%	0%
3.O.10	E130 - Stations GWB and Framing	Bid	\$ 1,800,000	0.4%	7/15/2016	10/12/2016	11/23/2016	Dave J	Ad date may change based on Station design issue	\$ 200,000	\$ 150,000	Framing, Insulation, Caulking	11%	8%
3.O.11	E130 - Stations Tilework	Bid	\$ 1,800,000	0.4%	7/15/2016	10/12/2016	11/23/2016	Dave J	Ad date may change based on Station design issue	\$ 50,000		Trim	3%	0%
3.O.12	E130 - Stations Painting	Bid	\$ 300,000	0.1%	7/15/2016	10/12/2016	11/23/2016	Dave J	Ad date may change based on Station design issue	\$ 300,000		Painting	100%	0%
3.O.13	E130 - Stations Specialties	Bid	\$ 150,000	0.0%	7/15/2016	10/12/2016	11/23/2016	Dave J	Ad date may change based on Station design issue	\$ 150,000	\$ 150,000	Specialties	100%	100%
3.O.14	E130 - Stations Elevators and Escalators	Bid	\$ 4,100,000	1.0%	7/15/2016	10/12/2016	11/23/2016	Dave J	Ad date may change based on Station design issue				0%	0%
3.O.15	E130 - Stations Fire Protection	Bid	\$ 1,200,000	0.3%	7/15/2016	10/10/2016	11/22/2016	Dave J	Ad date may change based on Station design issue	\$ 50,000	\$ 25,000	Fire Caulking	4%	2%
3.O.16	E130 - Stations and Tunnel Mechanical	Bid	\$ 10,300,000	2.5%	7/26/2016	10/10/2016	11/22/2016	Dave J	Ad date may change based on Station design issue	\$ 1,500,000	\$ 500,000	Plumbing, Controls, Heat Trace, Insulation	15%	5%
3.O.17	E130 - Stations Electrical	Bid	\$ 13,300,000	3.3%	7/26/2016	10/10/2016	11/22/2016	Dave J	Ad date may change based on Station design issue	\$ 1,500,000	\$ 1,250,000	Electrical	11%	9%
3.O.18	E130 - Stations Site Concrete	Bid	\$ 1,400,000	0.3%	7/29/2016	10/12/2016	11/23/2016	Dave J	Ad date may change based on Station design issue	\$ 500,000	\$ 500,000	Site Concrete	36%	36%
3.O.19	E130 - Stations Landscaping	Bid	\$ 2,500,000	0.6%	7/29/2016	10/12/2016	11/23/2016	Dave J	Ad date may change based on Station design issue	\$ 500,000	\$ 250,000	Planting and Irrigation	20%	10%
3.P.1	E130 - Tunnel Fire Protection	Bid	\$ 2,600,000	0.6%	8/5/2016	10/10/2016	11/22/2016	Dave J		\$ 100,000		Heat Trace	4%	0%
3.P.3	E130 - Tunnel Electrical	Bid	\$ 13,800,000	3.4%	8/5/2016	10/10/2016	11/22/2016	Dave J		\$ 1,500,000	\$ 1,000,000	Electrical	11%	7%
Total Competitive Bid - No K-H Bid			\$ 129,380,000	31.9%										

Package	Title	Package Type	60% Estimate	% of MTSPC	Draft Bid Scope to ST	Procurement Dates		Package Lead	Comments	Potential SBE	Potential DBE	Potential SDBE Scopes of Work	% SBE	% DBE
						Ad	Bid							
2.A.1	E120 Structural Upgrades - Structural Steel D.2	Bid - KH to Bid	\$ 19,800,000	4.9%	7/29/2016	10/17/2016	11/28/2016	Dave S	Split into 2 packages per ST comment	\$ 1,500,000	\$ 500,000	Staging, Access, Cranes, Flagging, Steel Fab	8%	3%
2.A.2	E120 Structural Upgrades - Structural Steel East Channel and Approach for Track Bridge	Bid - KH to Bid	\$ 18,800,000	4.6%	7/29/2016	10/17/2016	11/28/2016	Dave S	Split into 2 packages per ST comment	\$ 1,500,000	\$ 500,000	Staging, Access, Cranes, Flagging, Steel Fab	8%	3%
2.B	E120 Structural Upgrades - Footings and Columns	Bid - KH to Bid	\$ 7,500,000	1.8%	7/29/2016	10/18/2016	11/29/2016	Dave S		\$ 750,000	\$ 250,000	Staging, Access, Cranes, Flagging, Rebar	10%	3%
2.C	E120 Structural Upgrades - PT Work Non-FB	Bid - KH to Bid	\$ 19,600,000	4.8%	7/29/2016	10/19/2016	11/30/2016	Dave S		\$ 1,500,000	\$ 500,000	Staging, Access, Cranes, Flagging, Coring	8%	3%
2.D	E120 Structural Upgrades - Epoxy Fiber Wrap	Bid - KH to Bid	\$ 9,000,000	2.2%	8/5/2016	10/19/2016	11/30/2016	Dave S	Awaiting design finalization	\$ 750,000	\$ 250,000	Staging, Access, Cranes, Flagging	8%	3%
3.K	E130 - Cathodic Protection FB	Bid - KH to Bid	\$ 21,700,000	5.3%	8/5/2016	10/20/2016	11/30/2016	Steve R		\$ 2,500,000	\$ 2,000,000	Electrical, Traffic Control, Access	12%	9%
Total Competitive Bid - K-H to Bid			\$ 96,400,000	23.7%										

E130 Subcontract Packages

Package	Title	Package Type	60% Estimate	% of MTSP	Draft Scope to CST	Package Lead	Comments	Potential SBE	Potential DBE	Potential SDBE Scopes of Work	% SBE	% DBE
1	E110 Retrofit	Neg Self Perform	\$ 8,700,000	2.1%	7/29/2016	Ely		\$ 750,000	\$ 500,000	Demo, Utilities, Scanning, Electrical Conduit	9%	6%
3.G	E130 - Structures Retrofit	Neg Self Perform	\$ 58,400,000	14.4%	8/5/2016	Dave S		\$ 4,500,000	\$ 2,500,000	Coring, Demo, Access, Hoisting	8%	4%
3.1.1	E130 - Trackwork - Non Floating Bridge	Neg Self Perform	\$ 44,700,000	11.0%	7/29/2016	Ely		\$ 3,500,000	\$ 1,750,000	Drilling, concrete, rebar	8%	4%
3.1.2	E130 - Trackwork - Floating Bridge	Neg Self Perform	\$ 57,400,000	14.1%	7/29/2016	Ely		\$ 4,500,000	\$ 2,500,000	Demo, Scanning, concrete, rebar	8%	4%
3.J	E130 - Stations Concrete	Neg Self Perform	\$ 11,100,000	2.7%	8/5/2016	Dave J		\$ 1,500,000	\$ 1,000,000	Rebar, smaller concrete scopes	14%	9%
Total Negotiated Self-Perform			\$ 180,300,000	44.4%								
Total			\$ 406,080,000					\$ 40,380,000	\$ 22,200,000		10%	5%

2.0 Bid Package Schedule

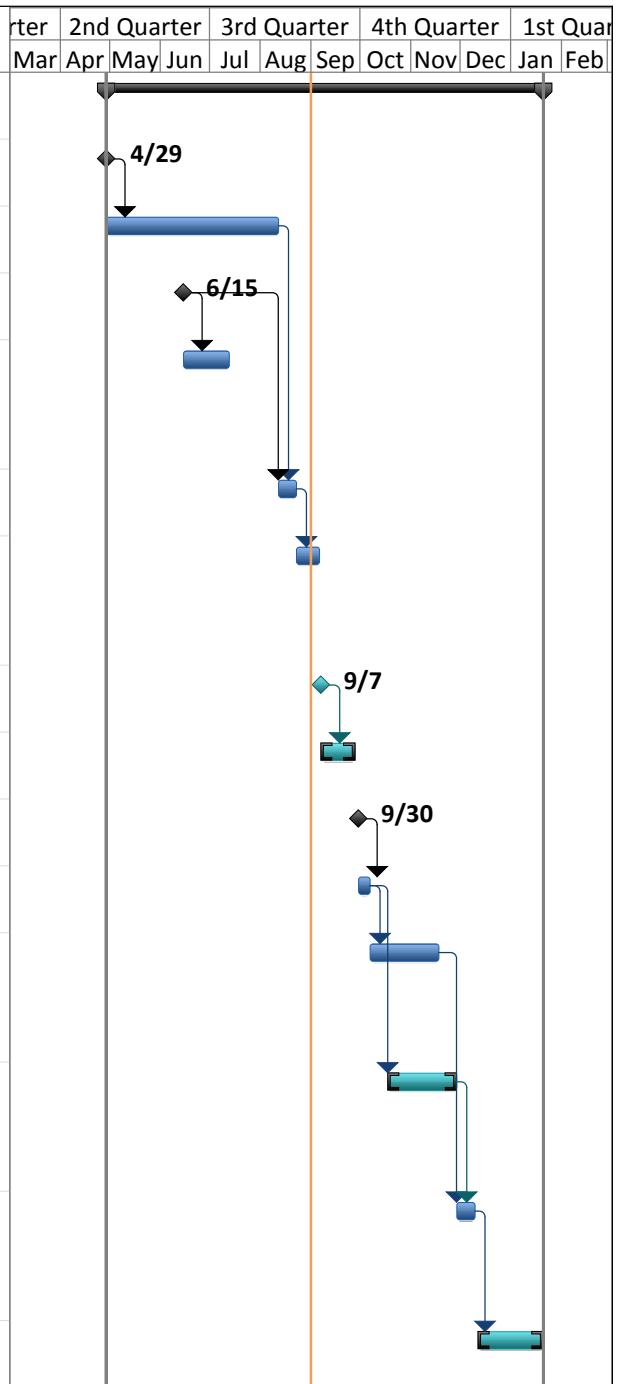
The bid package procurement schedule is based on the premise of trying to bid the majority of the subcontractor procurement done prior to MACC negotiation. This would allow a large part of the MACC to be based on firm subcontract pricing, and also shorten the time period for getting subcontractors on board once we receive NTP.

The subcontract procurement process will start with the Pricing Set issuance currently scheduled for September 30. Draft bid package scopes have been developed based on the 90% documents, and these will be updated with information from the Pricing Set. Bid packages are now targeted to begin being advertised on October 7 for the packages that Kiewit-Hoffman will administer, and October 17 for the packages that Sound Transit will administer that Kiewit-Hoffman intends to bid on.

Because of some design issues with the Station packages, the Station bid packages may slip from the current advertisement date. We will continue to work with Sound Transit to optimize the procurement schedule as the design delivery is finalized.

The current bid package procurement schedule is shown on the following page.

ID	Task Name	Duration	Start	Finish	Predecessors	1st Quarter	2nd Quarter		3rd Quarter		4th Quarter			1st Quarter
						Mar	Apr	May	Jun	Jul	Aug	Sep	Oct	Nov
1	E130 Bid Package Schedule	191 days	Fri 4/29/16	Fri 1/20/17										
2	Draft 60% Subcontract Package Plan	0 days	Fri 4/29/16	Fri 4/29/16										
3	Develop Bid Package Scopes	75 days	Fri 4/29/16	Thu 8/11/16	2									
4	90% QC Docs Issued	0 days	Wed 6/15/16	Wed 6/15/16										
5	Documents and draft bid packages made available to subs for industry review	20 days	Wed 6/15/16	Tue 7/12/16	4									
6	Sound Transit review of bid packages	7 days	Fri 8/12/16	Mon 8/22/16	4,3									
7	K-H Incorporate comments in Bid Packages	10 days	Tue 8/23/16	Mon 9/5/16	6									
8	Pricing Set Complete by Design	0 days	Wed 9/7/16	Wed 9/7/16										
9	Bid Package Updates	15 days	Wed 9/7/16	Tue 9/27/16	8									
10	MACC Pricing Set Issued	0 days	Fri 9/30/16	Fri 9/30/16										
11	Bid Package Preparation	5 days	Fri 9/30/16	Thu 10/6/16	10									
12	Bidding period for Bid Packages issued by K-H	30 days	Fri 10/7/16	Thu 11/17/16	11									
13	Bidding period for Bid Packages issued by ST	30 days	Tue 10/18/16	Mon 11/28/16	11FS+7 days									
14	Reconcile Buy out with Pricing Set Estimate	9 days	Tue 11/29/16	Fri 12/9/16	12,13									
15	MACC Negotiations and Reconciliation	30 days	Mon 12/12/16	Fri 1/20/17	14									



3.0 Packaging Discussion and Alternative Analysis

Kiewit-Hoffman believes that the bid package plan submitted will best meet the overall goals of the project of delivering the project under budget, maximizing subcontractor competition, and meeting or exceeding SB/DBE project goals. We believe that the packages identified match the capabilities of the local subcontracting community and will be attractive to potential bidders. We also believe that we have balanced the size of the packages so that they provide ample subcontract opportunities without adding risk to the project by having excessive numbers of subcontractors to manage. The following is a discussion of the packaging strategy along with analysis of packaging alternatives.

The initial package breakdown is based on the E110, E120 and E130 contract packages. This breakdown is logical based on the different scopes of the packages along with their distinct timelines in the schedule.

The E110 IDS conversion package is one that Kiewit-Hoffman proposes as a Negotiated Self-Perform package. This package has a very condensed time-line for execution as well as an extremely limited work area, which is why it makes sense for Kiewit-Hoffman to self-perform the bulk of this work. This will allow the most flexibility in sequencing and construction of this critical and challenging scope.

The E120 structural retrofit package is a package that Kiewit-Hoffman proposes to be bid out as a subcontract package that Kiewit-Hoffman may submit a bid on. This package is logistically challenging with many work areas that are sensitive to live traffic and have tight access. This scope also has some major differences in cost between the Kiewit-Hoffman 60% estimate and the ICE team estimate. This could lend itself to open market pricing to validate the pricing for this scope of work.

The E130 package contains the majority of the scope of work for the contract, and therefore has the bulk of the packages. In the E130 package, Kiewit-Hoffman proposes to do the Access, Trackwork, Floating Bridge retrofit and Stations concrete work as Negotiated Self-Perform work. Those packages have been sized so that they can be reviewed and negotiated in reasonable chunks, and if we could not get to agreement with Sound Transit on a negotiated value, they could be bid out.

The balance of the packages in E130 including Demolition, Grading, Civil Utilities and Drainage, Scanning, Systems, Stations Finishes and Tunnel retrofit packages will be bid out as subcontract packages without GC/CM bids, with the exception of the Cathodic Protection scope on the floating bridges, which will be a bid package that Kiewit-Hoffman may submit a bid on.

The Access, Trackwork and Floating Bridge retrofit are critical to controlling the schedule and are extremely sensitive scopes of work, so those are proposed as Negotiated Self-Perform. The Stations Concrete work will impede access to the trainways during structure construction, so it is critical to get that work started well and that it is coordinated with access, so it is also proposed as a Negotiated Self-Perform scope.

The balance of the E130 work is proposed as bid subcontract work. The Station packages will be separated by scope (i.e CMU, Steel, Glazing, Mechanical, Electrical etc), but will combine both the Judkins Park and Mercer Island Stations. The retrofit work in the tunnels will be a separate bid package from the stations. Electrical and Fire Protection work for the Mount Baker Tunnel and Mercer Island Lids will be separate packages, but the bid packages will include the work in both tunnels.

During development of the subcontract package plan, various alternatives were discussed and explored. The MC/CM and EC/CM process for example was evaluated for the Mechanical and Electrical work in the tunnels and stations. A hearing was held to review utilizing the process for this project, but after a review of the scopes of work, it was determined that the Mechanical and Electrical scopes were not complex enough to justify the use of the MC/CM and EC/CM process, and so they will be procured through the traditional subcontract bidding process.

Kiewit-Hoffman has evaluated the quantity and size of the subcontract packages and believe that we have sized and scoped them to meet the available capacity of the subcontract market, and that this will maximize competition for these scopes. We have met with subcontractors and have incorporated Sound Transit comments and have adjusted the plan accordingly to ensure the subcontract plan achieves the project goals.

4.0 Pre-bid Eligibility

Determination of Pre-bid Eligibility can be a good tool to ensure qualified bidders are bidding complicated or critical scopes of work. The process needs to be used judiciously however, as it can be time consuming, and can limit competition on scopes of work. Kiewit-Hoffman reviewed the use of Pre-bid Eligibility on a handful of packages, but determined that it would not be of benefit for utilization on this project.

On many packages, in-lieu of using Determination of Pre-bid Eligibility, we will include bidder responsiveness criteria to ensure that successful bidders are qualified to complete the scope of work and will be successful on the project. This process is less time consuming to implement, but can still have the desired results of providing quality subcontractors on the project. A listing of the bidder responsiveness criteria will be provided in the draft bid packages that will be submitted to Sound Transit for review.

5.0 Early Procurement Packages

The preference would be to avoid early procurement packages and the potential need for a mini-MACC to get an early NTP, as this is a time-consuming process, which would run in parallel with the overall MACC process. At the current time, we are unsure of the need to do an Early Procurement packages, but this will be determined by the actual NTP date.



TASK 1.4.C.3 – 90% SUBCONTRACT PACKAGING PLAN

L200P – LYNNWOOD LINK – NORTHGATE TO NE 200TH PRECONSTRUCTION SERVICES

OVERVIEW

The 90% Subcontract Packaging Plan is based on the IP90% design submittal received in April 2018 which provides much of the information requested in the Preconstruction Scope of Work deliverable, Section 1.4.C.3. The attached matrix communicates the most current Stacy and Witbeck, Inc./Kiewit Infrastructure West/Hoffman Construction Company a Joint Venture (SKH) approach to subcontracting at this time. This spreadsheet is a living document and will be updated and shared with Sound Transit for their review and comment as we together progress through the upcoming L200 Guideway, Stations and Parking Garages pricing effort.

The spreadsheet contains the following information:

- Bid Package Number
- Delivery Method (Identified as SUB-Subcontracted, BID-SKH to bid, and NSP-Negotiated Self-Perform)
- Description of Work
- SKH Estimate Value at time of IP90 Estimate Submission
- Estimate Value as a Percentage of the Maximum Total Subcontract Package Cost (MTSPC)
- Procurement Dates (Ad-Advertise, Pre-Bid Meeting Date, Bid Date and SKH Package Lead – these dates will be actualized as we near and immediately following the release of the 100% Construction Documents)
- S/DBE Opportunities Scope and Percentages (Note columns will be added to reflect actual bid amounts and percentage in an effort to accurately track goals)
- The spreadsheet is sorted vertically by:
 - Subcontracted Work (30% Minimum) Packages and calculation thereof
 - SKH to Bid Competitively Bid (20% Maximum) Packages and calculation thereof
 - SKH Negotiated Self-Perform (50% Maximum) Packages and calculation thereof
 - Specified General Conditions (SGC) Opportunities
 - Negotiated Support Services (NSS) Opportunities
- Approximate S/DBE Opportunity Totals and Corresponding Percentages as part of TCC



Since the SGC and NSS packages are not publically bid and mostly SKH receives prices on a direct quote basis, vendor and subcontractor work contained within this section of the spreadsheet is not given a bid package number.

Also, Contract Specification Sections are not shown for matrix clarity and ease of use, and for the most part are self-explanatory. The bid packages will contain a very detailed Contract Specification Section matrix similar to what was provided to the bidders as part of L200E Early Work Bid Package No. 01 – Advanced Utilities + Demolition that clearly delineates scope.

The Preconstruction Services Scope work Task 1.4.C.3 identifies a 90% Subcontract Packaging Plan as a required deliverable. This deliverable is to be reviewed by Sound Transit and comments be incorporated into an updated Subcontract Packaging Plan within 14 days of receipt of Sound Transit generated comments. This deliverable is Task 1.4.C.5.

Also, note that the Preconstruction Services Scope of Work was based and correspondingly priced on the receipt of 90% drawings. In actuality, the L200 Guideway Construction Documents will be at 100% and the Stations and NE 145th Street Station Construction Documents will be at 90% according to the latest Lynnwood Link Extension – Civil Final Design Summary of Submittal Schedule. Collectively, the 90% Subcontract Packaging Plan will remain so called to match the naming convention set forth in the L200 Preconstruction Services Scope of Work document.

History of past L200P Subcontract Packaging Plan submittals:

- Task 1.4.C.1 – 30% Subcontract Packaging Plan (L200p-CRE-00016) dated 9/15/16
- Task 1.4.C.2 – 60% Subcontract Packaging Plan (L200P-CRE-00051) dated 5/24/17
- Task 1.4.C. – IP90 Subcontract Package Plan Update (L200P-CRE-00110) dated 8/22/18

BID PACKAGE DETAIL

A detailed bid package, as reviewed by Sound Transit and the CMC consultant, was created for the L200E Early Work Bid Package No. 01 - Advanced Utilities + Demolition. This package consisted of two (2) parts: Standard Subcontract Bid Documents and Scope Specific Supplement. These parts will form the basis of future bid packages and will incorporate lessons learned and other noted corrections found during the bidding process.

A detailed bid package specific schedule will be developed as we progress towards the receipt of 100% Construction Documents review that clearly shows:

- Internal development of Scope Specific Supplement for each bid package scope



-
- Adequate bid package review and comment period for Sound Transit; mainly for the 20% bid self-perform bid package for which Sound Transit will manage the procurement process
 - Incorporation of Sound Transit review comments
 - S/DBE outreach events with special emphasis on lower tier subcontractors to increase project participation by small businesses and other underutilized firms
 - Solicitation dates
 - Advertising dates in compliance with State of Washington requirements
 - Pre-bid meeting and site visit (if needed) dates
 - Bid dates
 - Addendum scope consideration for which a bid due date may need to be pushed
 - Bidder responsiveness and responsible review period and notification dates
 - Anticipated Notice of Intent to Award dates

S/DBE CONSIDERATIONS

As stated in past Subcontract Packaging Plans, all bid packages will communicate the S/DBE percentage goal requirements to perspective bidders since each bid package will have different goals based on likely S/DBE participation areas and capacity to ensure the aggregate S/DBE goals of 12%/4%, respectively, are met or exceeded. This means that bid packages will often times state higher goals than the goals stated in the L200 Contract Documents.

Preconstruction Services Scope of Work Task 1.5. C.3. requires updates the Final Outreach Plan to adapt to changing conditions as the subcontract bidding process unfolds. The attached 90% Subcontract Packaging Plan spreadsheet will be updated to capture package goals and as-bid goals as stated by the successful bidders. As such, going forward, the updating of this spreadsheet will fulfill the deliverable requirement for Task 1.5.C.3.

SUBCONTRACTING COMPLIANCE

In accordance with statutory requirements, subcontractor procurement will be publicly solicited, publicly opened, and evaluated based on price and responsiveness in accordance with RCW 39.10. Responsiveness criteria will generally include completeness of scope, credentials, capacity, safety, the commitment to S/DBE participation, and the employment of a diverse workforce. At this time, SKH anticipates no need for a Subcontractor Predetermination of Subcontractor Eligibility process for any of the defined subcontract bid packages as shown in the matrix pursuant to RCW 39.10.400.

The majority of subcontract packages, regardless of size, will have some form of supplemental bidder criteria to ensure that subcontractors are well-screened for safety, quality, and performance.



All elements of project procurement will be subject to oversight by Sound Transit to ensure the process is fair and in compliance with all regulations. The advantage of using some form of supplemental bidder criteria is ensuring that the work is performed by qualified bondable contractors with demonstrated success. The disadvantage of this approach is the potential of eliminating a competitive growing contractor or one that has learned from prior missteps and may be capable of performing the work but is eliminated as a result of failing to meet the eligibility criteria.

All subcontractor and material supplier procurement efforts will be carried out in accordance with the requirements set forth in the State of Washington Revised Code of Washington (RCW) 39.10, meeting the goals of Sound Transit, and in compliance with the Federal Transit Administration (FTA) requirements. Project team members are very familiar with the requirements of RCW 39.10 including the somewhat recent Heavy Civil GC/CM procurement processes.

Bid Package No.	Delivery Method SUB - Subcontracted BID - SKH to Bid NSP - Negotiated	Description of Work	SKH Estimated Value (IP 90%)	% of MTSPC	Procurement Dates				S/DBE Opportunities				
					Ad	Pre-Bid Mtg	Bid	Package Lead	Scopes	SBE		DBE	
										\$	%	\$	%
11	SUB	Stations & 145th St. Garage	\$ 49,199,191.00	7.41%	1/15/2019	1/29/2019	2/22/2019	Erin Gocke		\$ 14,607,293.83	29.69%	\$ -	0.00%
11.A	SUB	Site Concrete & Paving	\$ 3,363,733.00	0.51%					Concrete Flatwork, AC Paving	\$ 3,018,063.00	89.72%		
										\$ -			
11.B	SUB	Precast Architectural Concrete	\$ 1,054,698.00	0.16%					Steel Fab & Install	\$ 925,600.00	87.76%		
11.C	SUB	Masonry	\$ 842,186.00	0.13%									
11.D	SUB	Structural Steel & Misc. Metals	\$ 8,453,679.00	1.27%					Steel Fab & Install	\$ 4,226,839.50	50.00%		
11.E	SUB	Glazing	\$ 2,031,004.00	0.31%					Sloped Glazing Assemblies	\$ 509,609.00	25.09%		
11.F	SUB	Waterproofing	\$ 394,886.00	0.06%					Waterproofing	\$ 394,886.00	100.00%		
11.G	SUB	Roofing	\$ 381,238.00	0.06%					Roofing	\$ 381,238.00	100.00%		
11.H	SUB	Metal Panels	\$ 5,120,592.00	0.77%					Joint Sealants	\$ 17,518.00	0.34%		
11.I	SUB	Doors & Hardware	\$ 167,817.00	0.03%					Doors and Hardware	\$ 167,817.00	100.00%		
11.J	SUB	Overhead Coiling Grilles	\$ 56,373.00	0.01%							0.00%		
11.K	SUB	Drywall Assemblies	\$ 2,638,584.00	0.40%							0.00%		
11.L	SUB	Flooring	\$ 796,968.00	0.12%							0.00%		
11.M	SUB	Painting	\$ 946,958.00	0.14%					Misc Painting/Coatings	\$ 184,183.33	19.45%		
11.N	SUB	Elevators & Escalators	\$ 6,166,058.00	0.93%							0.00%		
11.O	SUB	Fire Protection	\$ 987,297.00	0.15%							0.00%		
11.P	SUB	Plumbing	\$ 1,207,716.00	0.18%					Plumbing	\$ 1,207,716.00	100.00%		
11.Q	SUB	Mechanical	\$ 772,202.00	0.12%					Mechanical	\$ 772,202.00	100.00%		
11.R	SUB	Electrical	\$ 13,769,475.00	2.08%					Electrical	\$ 2,753,895.00	20.00%		
11.S	SUB	Signage	\$ 47,727.00	0.01%					Signage	\$ 47,727.00	100.00%		
12	SUB	185th St. Garage	\$ 18,919,070.00	2.85%	1/15/2019	1/29/2019	2/22/2019	Erin Gocke		\$ 3,588,093.76	0.00%	\$ -	0.00%
12.A	SUB	Site Concrete & Paving	\$ 46,341.00	0.01%							0.00%		
12.B	SUB	Precast Architectural Concrete	\$ 489,079.00	0.07%							0.00%		
12.C	SUB	Masonry	\$ 266,775.00	0.04%							0.00%		
12.D	SUB	Structural Steel & Misc. Metals	\$ 1,650,536.00	0.25%						\$ 825,268.00	50.00%		
12.E	SUB	Glazing	\$ 307,211.00	0.05%						\$ -	0.00%		
12.F	SUB	Waterproofing	\$ 287,215.00	0.04%					Waterproofing	\$ 287,215.00	100.00%		
12.G	SUB	Roofing	\$ 64,677.00	0.01%					Roofing	\$ 64,677.00	100.00%		
12.H	SUB	Metal Panels	\$ 792,247.00	0.12%					Joint Sealants	\$ 12,303.00	1.55%		
12.I	SUB	Doors & Hardware	\$ 81,862.00	0.01%					Doors and Hardware	\$ 81,862.00	100.00%		
12.J	SUB	Overhead Coiling Grilles	\$ 46,392.00	0.01%							0.00%		
12.K	SUB	Drywall Assemblies	\$ 815,437.00	0.12%							0.00%		
12.L	SUB	Flooring	\$ 4,110.00	0.00%							0.00%		

Bid Package No.	Delivery Method SUB - Subcontracted BID - SKH to Bid NSP - Negotiated	Description of Work	SKH Estimated Value (IP 90%)	% of MTSPC	Procurement Dates				S/DBE Opportunities				
					Ad	Pre-Bid Mtg	Bid	Package Lead	Scopes	SBE \$	%	DBE \$	%
12.M	SUB	Painting	\$ 895,280.00	0.13%					Misc Painting/Coatings	\$ 174,131.96	19.45%		
12.N	SUB	Elevators & Escalators	\$ 5,509,748.00	0.83%							0.00%		
12.O	SUB	Fire Protection	\$ 948,944.00	0.14%									
12.P	SUB	Plumbing	\$ 557,974.00	0.08%					Plumbing	\$ 557,974.00	100.00%		
12.Q	SUB	Mechanical	\$ 419,546.00	0.06%					Mechanical	\$ 419,546.00	100.00%		
12.R	SUB	Electrical	\$ 5,713,224.00	0.86%					Electrical	\$ 1,142,644.80	20.00%		
12.S	SUB	Signage	\$ 22,472.00	0.00%					Signage	\$ 22,472.00	100.00%		
13	SUB	Fencing, Gates, & Railings	\$ 3,360,818.00	0.51%	12/21/2018	1/4/2019	2/22/2019	Julie Greb		\$ 1,680,409.00	50.00%	\$ 672,163.60	20.00%
14	SUB	Landscaping	\$ 15,066,499.00	2.27%	12/21/2018	1/4/2019	2/22/2019	Julie Greb		\$ 7,533,249.50	50.00%	\$ 3,013,299.80	20.00%
15	SUB	Guideway Painting/Coatings	\$ 2,434,235.40	0.37%	12/21/2018	1/4/2019	2/22/2019	Dave Stegeman		\$ -	0.00%		0.00%
Subcontracted Subtotal (30%)			\$ 219,073,945.40	33.01%						\$ 40,938,968.39	18.69%	\$ 15,753,863.65	7.19%
16	BID	Guideway Aerial Drainage	\$ 522,286.51	0.08%	12/21/2018	1/4/2019	2/22/2019	Dave Stegeman		\$ 104,457.30	20.00%	\$ 104,457.30	20.00%
17	BID	Cast-In-Place Wall Fascia	\$ 24,507,628.89	3.69%	12/21/2018	1/4/2019	2/22/2019	Dave Stegeman		\$ 2,102,587.00	8.58%	\$ 1,051,293.50	4.29%
		SOIL NAIL (GUIDEWAY) - SP	\$ 11,703,027.36	1.76%					Trucking	\$ 976,798.00		\$ 488,399.00	
		SOLDIER PILE (GUIDEWAY) - SP	\$ 12,520,687.71	1.89%					Trucking	\$ 1,089,460.00		\$ 544,730.00	
		SOLDIER PILE (CIVIL) - SP	\$ 283,913.82	0.04%					Trucking	\$ 36,329.00		\$ 18,164.50	
18	BID	Track Procurement	\$ 26,312,248.46	3.97%	12/21/2018	1/4/2019	2/22/2019	Julie Greb		\$ -	0.00%	\$ -	0.00%
19	BID	At-Grade Guideway Systems Ductbank & OCS Foundations	\$ 10,603,240.51	1.60%	12/21/2018	1/4/2019	2/22/2019	Julie Greb	Trucking, Electrical	\$ 2,650,810.13	25.00%	\$ 530,162.03	5.00%
20	BID	Aerial Guideway Systems Ductbank	\$ 6,207,735.63	0.94%	12/21/2018	1/4/2019	2/22/2019	Dave Stegeman		\$ 744,928.28	12.00%	\$ -	0.00%
22	BID	185th St. Garage	\$ 21,195,374.14	3.19%	TBD	TBD	TBD	Erin Gocke		\$ 200,000.00	0.94%	\$ 100,000.00	0.47%
22.A	BID	Earthwork & Utilities	\$ 1,763,226.17	0.27%					Trucking	\$ 200,000.00	11.34%	\$ 100,000.00	5.67%
22.B	BID	Structural Concrete	\$ 19,432,147.97	2.93%						\$ -	0.00%	\$ -	0.00%
23	BID	Bridge Fencing	\$ 11,897,018.75	1.79%	12/21/2018	1/4/2019	2/22/2019	Dave Stegeman		\$ 2,379,403.75	20.00%	\$ 2,379,403.75	20.00%
24	BID	Guideway Dry Standpipe	\$ 13,961,468.58	2.10%	12/21/2018	1/4/2019	2/22/2019	Julie Greb		\$ 2,792,293.72	20.00%	\$ -	0.00%
SKH Competitively Bid Subtotal (20%)			\$ 115,207,001.47	17.36%						\$ 11,004,782.17	9.55%	\$ 4,195,618.58	3.64%
EW	NSP	Early Work	\$ 1,098,572.24	0.17%						\$ 61,975.00	5.64%	\$ -	0.00%
		CONFIRMATION BORINGS - EW	\$ 927,146.37	0.14%					Confirmation Borings	\$ 57,000.00			
		DEMOLITION & REMOVAL OF OBSTRUCTIONS - EW	\$ 88,105.15	0.01%									
		DEMO EXISTING AC PAVEMENT - EW	\$ 55,144.22	0.01%									
		DEMO EXISTING CURB/CURB & GUTTER - EW	\$ 16,560.93	0.00%									
		SAWCUT EXISTING PAVEMENT - EW	\$ 11,615.57	0.00%					Sawcut	\$ 4,975.00			
25	NSP	Civil	\$ 35,024,094.27	5.28%					Trucking	\$ 10,414,444.81	29.74%	\$ 4,199,624.22	11.99%
		DEMOLITION & REMOVAL OF OBSTRUCTIONS	\$ 61,756.70	0.01%									
		DEMO CONCRETE STAIRS/RAMP, LANDING & METAL RAIL	\$ 1,129.86	0.00%									
		DEMO EXISTING AC PAVEMENT	\$ 679,741.14	0.10%									
		DEMO EXISTING CONCRETE PAVEMENT	\$ 149,015.16	0.02%									
		DEMO EXISTING SIDEWALKS & CURB RAMPS	\$ 134,457.50	0.02%									
		DEMO EXISTING CURB/CURB & GUTTER	\$ 103,880.63	0.02%									
		SAWCUT EXISTING PAVEMENT	\$ 87,223.48	0.01%									
		EARTHWORK EXCAVATION	\$ 14,925,952.77	2.25%					Trucking	\$ 5,681,661.00	38.07%	\$ 2,840,830.50	19.03%
		EARTHWORK EMBANKMENT	\$ 9,487,124.97	1.43%					Trucking	\$ 1,878,983.00	19.81%	\$ 939,491.50	9.90%
		SUBGRADE PREPARATION	\$ 457,511.75	0.07%									
		CONCRETE CURB & GUTTER	\$ 674,941.57	0.10%					Concrete Flatwork	\$ 674,941.57	100.00%	\$ -	0.00%

Bid Package No.	Delivery Method SUB - Subcontracted BID - SKH to Bid NSP - Negotiated	Description of Work	SKH Estimated Value (IP 90%)	% of MTSPC	Procurement Dates				S/DBE Opportunities				
					Ad	Pre-Bid Mtg	Bid	Package Lead	Scopes	SBE		DBE	
										\$	%	\$	%
		PRECAST MOUNTABLE BLOCK CURB	\$ 168,142.37	0.03%									
		CURB/MEDIAN CURB	\$ 102,659.59	0.02%					Concrete Flatwork	\$ 102,659.59	100.00%	\$ -	0.00%
		EXTRUDED CURB	\$ 67,636.20	0.01%					Concrete Flatwork	\$ 67,636.20	100.00%	\$ -	0.00%
		TRAFFIC ISLAND	\$ 33,478.73	0.01%					Concrete Flatwork	\$ 33,478.73	100.00%	\$ -	0.00%
		CONCRETE SIDEWALK	\$ 700,427.60	0.11%					Concrete Flatwork	\$ 700,427.60	100.00%	\$ -	0.00%
		HANDICAP RAMPS	\$ 200,781.42	0.03%					Concrete Flatwork	\$ 200,781.42	100.00%	\$ -	0.00%
		TACTILE PAVERS - NON PLATFORM	\$ 40,934.39	0.01%					Concrete Flatwork	\$ 40,934.39	100.00%	\$ -	0.00%
		STAIRS ON GRADE (INC RAILINGS)	\$ 12,192.85	0.00%					Concrete Flatwork	\$ 12,192.85	100.00%	\$ -	0.00%
		ROADWAY AGGREGATE BASE	\$ 667,450.92	0.10%					Trucking	\$ 102,371.00	15.34%	\$ 51,185.50	7.67%
		GRAVEL SURFACING	\$ 343,439.51	0.05%					Trucking	\$ 59,608.00	17.36%	\$ 29,804.00	8.68%
		AC PVMT - RECONSTRUCTION	\$ 2,798,344.67	0.42%					Trucking	\$ 2,312.00	0.08%	\$ 1,156.00	0.04%
		AC PVMT - 2" GRIND/OVERLAY	\$ 1,061,768.03	0.16%					Trucking	\$ 61,942.00	5.83%	\$ 30,971.00	2.92%
		PCC PAVEMENT	\$ 283,916.71	0.04%					Concrete Flatwork	\$ 283,916.71	100.00%	\$ -	0.00%
		PCC DRIVEWAY	\$ 204,413.03	0.03%					Concrete Flatwork	\$ 204,413.03	100.00%	\$ -	0.00%
		ADJUST VAVLE BOXES TO FINISH GRADE	\$ 228,798.73	0.03%									
		ADJUST MANHOLES TO FINISH GRADE	\$ 131,834.97	0.02%									
		METAL BEAM GUARDRAIL	\$ 499,609.44	0.08%									
		Permanent Pavement Marking, Striping	\$ 409,343.87	0.06%									
		PERMANENT SIGNAGE	\$ 221,378.06	0.03%					Signage	\$ 221,378.06	100.00%	\$ 221,378.06	100.00%
		PERMANENT GUIDEWAY SIGNAGE	\$ 84,807.65	0.01%					Signage	\$ 84,807.65	100.00%	\$ 84,807.65	100.00%
26	NSP	Structures	\$ 131,856,860.85	19.87%						\$ -	0.00%	\$ -	0.00%
		DEEP FOUNDATIONS - SUPPORT W/O REBAR	\$ 8,310,562.23	1.25%									
		185TH STREET 4' DIA SECANT PILES - SUPPORT W/O REBAR	\$ 1,170,583.52	0.18%									
		WALLS 2297 & 2697 TANGENT PILES - SUPPORT W/O REBAR	\$ 396,766.17	0.06%									
		SUBSTRUCTURE W/O REBAR	\$ 26,583,852.78	4.01%									
		SUPERSTRUCTURE W/O REBAR, GIRDER, & PC DECK PANELS	\$ 49,812,527.27	7.51%									
		185TH STREET TUNNEL SUBSTRUCTURE W/O REBAR	\$ 3,917,186.43	0.59%									
		WALLS 2297 & 2697 W/O REBAR	\$ 924,447.15	0.14%									
		185TH STREET TUNNEL SUPERSTRUCTURE W/O REBAR	\$ 2,024,887.68	0.31%									
		151ST STAIR TOWER W/O REBAR	\$ 283,174.99	0.04%									
		145TH ST STATION PLATFORM W/O REBAR	\$ 3,058,853.56	0.46%									
		EQUIPMENT	\$ 36,082,105.25	5.44%					MISC Equipment Rentals	\$ 1,804,105.26	5.00%	\$ -	0.00%
27	NSP	Walls	\$ 71,917,204.72	10.84%						\$ 4,638,598.00	6.45%	\$ 2,319,299.00	3.22%
		CIP WALLS (GUIDEWAY) - SP	\$ 11,533,811.08	1.74%					Trucking	\$ 421,831.00		\$ 210,915.50	
		MSE WALLS (GUIDEWAY) - SP	\$ 36,850,921.27	5.55%					Trucking	\$ 3,362,463.00		\$ 1,681,231.50	
		CIP WALLS (CIVIL) - SP	\$ 3,416,663.83	0.51%					Trucking	\$ 148,128.00		\$ 74,064.00	
		SOUNDWALLS- AT GRADE - SP	\$ 4,712,655.27	0.71%					Trucking	\$ 82,129.00		\$ 41,064.50	
		GRAVITY WALL TYPE A	\$ 885,270.84	0.13%					Trucking	\$ 51,450.00		\$ 25,725.00	
		GRAVITY WALL TYPE B	\$ 3,876,367.50	0.58%					Trucking	\$ 352,694.00		\$ 176,347.00	
		GRAVITY WALL TYPE C	\$ 2,391,974.67	0.36%					Trucking	\$ 219,903.00		\$ 109,951.50	
		CONCRETE BARRIER - ALL WALLS	\$ 3,687,588.25	0.56%									
		WALLS - DEWATERING - PSUM	\$ 349,866.56	0.05%									
		GROUND IMPROVMENTS - SUPPORT	\$ 4,212,085.45	0.63%					Trucking, MISC.	\$ 500,000.00	11.87%	\$ -	0.00%
28	NSP	Track Installation	\$ 49,423,449.42	7.45%						\$ 1,631,617.00	3.30%	\$ 815,808.50	1.65%
		TRANSITION SLAB - BT TO DF	\$ 582,512.07	0.09%					Trucking	\$ 3,380.00		\$ 1,690.00	
		LRT SUBBALLAST	\$ 1,876,292.35	0.28%					Trucking	\$ 324,993.00		\$ 162,496.50	
		LRT BALLAST	\$ 5,355,379.38	0.81%					Trucking	\$ 1,049,556.00		\$ 524,778.00	
		LRT BAL. TRACK VIB. MITIG. SOG W/ MAT	\$ 7,552,688.29	1.14%					Trucking	\$ 68,482.00		\$ 34,241.00	
		LRT BALLASTED TRACK CONSTRUCTION	\$ 4,077,266.12	0.61%					Trucking	\$ 93,371.00		\$ 46,685.50	
		LRT BALLASTED TRACK GUARDRAIL	\$ 546,780.20	0.08%					Trucking	\$ 38,695.00		\$ 19,347.50	
		LRT DF VIB. MITIGATION SLAB ON GRADE	\$ 3,509,453.69	0.53%					Trucking	\$ 21,932.00		\$ 10,966.00	
		LRT DIRECT FIXATION TRACK CONSTRUCTION	\$ 12,301,860.89	1.85%					Trucking	\$ 4,231.00		\$ 2,115.50	
		LRT DF VIB. MITIGATION FLOATING PANELS	\$ 2,604,571.08	0.39%									
		LRT DF INSTALL DF FASTENERS & RAIL ON FLOATING SLA	\$ 3,028,376.68	0.46%					Trucking	\$ 607.00		\$ 303.50	
		LRT DIRECT FIXATION GUARDRAIL	\$ 1,190,219.78	0.18%									
		INSTALL PRE-CAST LRT GRADE CROSSING PANELS-BALLAST	\$ 246,585.95	0.04%									
		INSTALL 3" PRECAST DF PEDESTRIAN CROSSING PANELS	\$ 75,413.74	0.01%								\$ -	
		REMOVE AND STORE BUMPING POSTS	\$ 18,303.27	0.00%								\$ -	
		NO. 10 BALLASTED DOUBLE CROSSOVER	\$ 755,045.26	0.11%					Trucking	\$ 13,652.00		\$ 6,826.00	
		NO. 10 DIRECT FIX DOUBLE CROSSOVER- ELEVATED	\$ 1,438,999.39	0.22%					Trucking	\$ 7,267.00		\$ 3,633.50	
		NO. 5 DIRECT FIX EQUILATERAL TURNOUT	\$ 243,633.07	0.04%					Trucking	\$ 1,817.00		\$ 908.50	
		NO. 8 DIRECT FIX TURNOUT	\$ 319,316.21	0.05%					Trucking	\$ 1,817.00		\$ 908.50	

Bid Package No.	Delivery Method SUB - Subcontracted BID - SKH to Bid NSP - Negotiated	Description of Work	SKH Estimated Value (IP 90%)	% of MTSPC	Procurement Dates				S/DBE Opportunities				
					Ad	Pre-Bid Mtg	Bid	Package Lead	Scopes	SBE \$	%	DBE \$	%
		NO. 10 DIRECT FIX TURNOUT	\$ 388,803.20	0.06%					Trucking	\$ 1,817.00		\$ 908.50	
		LRT INSULATED JOINTS	\$ 376,967.22	0.06%								\$ -	
		CORROSION CONTROL/RAIL TO EARTH TESTING	\$ 360,187.62	0.05%								\$ -	
		TRACK REBAR DEDUCT	\$ (2,576,816.16)	-0.39%								\$ -	
		ADDITIONAL COST ITEM #59 - ADDITIONAL BALLAST MAT	\$ 5,151,610.10	0.78%								\$ -	
29	NSP	Stations & 145th St. Garage	\$ 39,960,727.64	6.02%				Erin Gocke		\$ 707,346.00	1.77%	\$ 353,673.00	0.89%
29.A	NSP	Earthwork & Utilities	\$ 11,184,754.47	1.69%						\$ 707,346.00		\$ 353,673.00	
		STATIONS/145TH GARAGE - EXCAVATION	\$ 1,639,350.48	0.25%									
		STATIONS/145TH GARAGE - EMBANKMENT	\$ 6,842,782.81	1.03%					Trucking	\$ 492,609.00		\$ 246,304.50	
		STATIONS/145TH GARAGE - DEWATERING	\$ 61,226.65	0.01%									
		STATIONS/145TH GARAGE - SOIL CELLS	\$ 83,374.95	0.01%									
		STATIONS/145TH GARAGE - SUBDRAINAGE	\$ 64,585.37	0.01%									
		STATIONS/145TH GARAGE - SUPPORT	\$ 72,070.76	0.01%									
		STATIONS/145TH GARAGE - EXCAVATION	\$ 132,354.52	0.02%									
		STATIONS/145TH GARAGE - MSE WALL (INC B'FILL)	\$ 715,762.25	0.11%									
		STATIONS/145TH GARAGE - BARRIER/COPING/MOMENT SLAB	\$ 163,657.08	0.02%									
		STATIONS/145TH GARAGE - SUPPORT	\$ 51,855.47	0.01%									
		STATIONS/145TH GARAGE - EXCAVATION	\$ 44,693.70	0.01%									
		STATIONS/145TH GARAGE - MSE WALL (INC B'FILL)	\$ 274,884.90	0.04%									
		STATIONS/145TH GARAGE - SUPPORT	\$ 18,840.31	0.00%									
		STATIONS/145TH GARAGE - EXCAVATION	\$ 35,415.24	0.01%									
		STATIONS/145TH GARAGE - MSE WALL (INC B'FILL)	\$ 190,094.75	0.03%					Trucking	\$ 214,737.00		\$ 107,368.50	
		STATIONS/145TH GARAGE - SOUNDWALL	\$ 274,986.37	0.04%									
		STATIONS/145TH GARAGE - AGGREGATE BASE COURSE	\$ 431,352.23	0.07%									
		ADDITIONAL COST ITEM #2 - 145TH STATION SITE	\$ 87,466.64	0.01%									
29.B	NSP	Structural Concrete	\$ 26,089,057.50	3.93%					Concrete Pumping				
		145th STATION CIP STRUCTURAL CONCRETE	\$ 2,075,357.68	0.31%									
		145th GARAGE CIP STRUCTURAL CONCRETE	\$ 19,445,920.79	2.93%									
		185th STATION CIP STRUCTURAL CONCRETE	\$ 4,554,062.51	0.69%									
		STATIONS/145TH GARAGE - Fire Key Boxes	\$ 13,716.52	0.00%									
29.C	NSP	185th St. Ped Bridge	\$ 2,686,915.67	0.40%									
		185TH - Ped Bridge	\$ 2,686,915.67	0.40%									
Negotiated Self-Perform Subtotal (50%)			\$ 329,280,909.13	49.62%						\$ 17,453,980.81	5.30%	\$ 7,688,404.72	2.33%
Subcontracted Subtotal			\$ 219,073,945.40	33.01%						\$ 40,938,968.39	18.69%	\$ 15,753,863.65	7.19%
SKH Competitively Bid Subtotal			\$ 115,207,001.47	17.36%						\$ 11,004,782.17	9.55%	\$ 4,195,618.58	3.64%
Negotiated Self-Perform Subtotal			\$ 329,280,909.13	49.62%						\$ 17,453,980.81	5.30%	\$ 7,688,404.72	2.33%
Maximum Total Subcontract Package Cost			\$ 663,561,856.00	100.00%						\$ 69,397,731.37	33.54%	\$ 27,637,886.94	13%

Specified General Conditions & Negotiated Support Services S/DBE Opportunities

Item	Cost Type	Description						S/DBE Opportunities				
								Scopes	SBE \$	%	DBE \$	%
	NSS	Substance Abuse Administrators	\$ 423,222.00					Drug Testing Service	\$ 361,500.00	85.42%	\$ 361,500.00	85.42%
	NSS	Photographic Documentation	\$ 300,000.00						\$ -	0.00%		0.00%
	NSS	Health, Safety, Security And Emergency Response	\$ 10,061,558.00					Security Guards, Intrusion Detection, Temp Lighting	\$ 2,705,368.00	26.89%	\$ 2,402,868.00	23.88%
	NSS	Health, Safety, Security And Emergency Elevated	\$ 1,399,955.00						\$ -	0.00%		0.00%
	NSS	Quality Assurance/Quality Control	\$ 15,407,349.00					QC Testing Inspection	\$ 4,617,600.00	29.97%	\$ 4,617,600.00	29.97%
	NSS	Temporary Facilities and Controls	\$ 23,557,749.00					Trucking	\$ 3,388,685.00	14.38%	\$ 1,694,342.50	7.19%

Bid Package No.	Delivery Method SUB - Subcontracted BID - SKH to Bid NSP - Negotiated	Description of Work	SKH Estimated Value (IP 90%)	% of MTSPC	Procurement Dates				S/DBE Opportunities				
					Ad	Pre-Bid Mtg	Bid	Package Lead	Scopes	SBE		DBE	
										\$	%	\$	%
	NSS	Vehicular Access and Haul Routes	\$ 19,054,634.00						Trucking	\$ 8,364,898.00	43.90%	\$ 4,182,449.00	21.95%
	NSS	Traffic Control	\$ 11,597,086.00						Trucking, Barrier, Traffic Control	\$ 8,483,537.00	73.15%	\$ 8,483,537.00	73.15%
	NSS	Temporary Construction Noise and Vibration Control	\$ 2,000,000.00						Noise and Vibration Consultant and Blankets	\$ 1,440,000.00	72.00%	\$ 640,000.00	32.00%
	NSS	Temporary Environmental Controls	\$ 11,222,294.00						Environmental Consultant, Street Sweeper, Erosion Controls	\$ 4,281,200.00	38.15%	\$ 4,281,200.00	38.15%
	NSS	Temporary Site Water Discharge	\$ 15,000,000.00						Pipe Supply and Installation	\$ 1,000,000.00	6.67%	\$ 1,000,000.00	6.67%
	NSS	Field Engineering	\$ 10,333,317.00						Surveying	\$ 3,750,000.00	36.29%	\$ 3,750,000.00	36.29%
	NSS	Cleaning and Waste Management	\$ 2,007,756.00						Waste Management Plans Consultant	\$ 25,000.00	1.25%	\$ 25,000.00	1.25%
	Jobwide	Equipment Rentals, Office Services, Professional Services, Mobe							Support Services	\$ 600,000.00		\$ 600,000.00	
SGC & NSS S/DBE Subtotal										\$ 39,017,788.00		\$ 32,038,496.50	

Total Contract Cost	\$ 902,059,550.00									\$ 108,415,519.37	12.02%	\$ 59,676,383.44	7%
----------------------------	--------------------------	--	--	--	--	--	--	--	--	--------------------------	---------------	-------------------------	-----------

PROJECT GOAL: 12.00% 4%

Sound Transit - E130 Seattle to South Bellevue

Task 1.4 90% Final Subcontract Plan

9/2/16

Table of Contents

- 1.0 Draft Subcontract Plan
- 2.0 Bid Package Schedule
- 3.0 Packaging Discussion and Alternative Analysis
- 4.0 Pre-bid Eligibility
- 5.0 Early Procurement Packages

1.0 Draft Subcontract Plan

To begin development of the initial subcontract packaging plan, Kiewit-Hoffman started with the 60% estimate, and broke it down into distinct scopes of work based on the work breakdown structure. We separated the work into the E110, E120 and E130 packages, and then broke the work down further by trade and functional area. We also reviewed the project goals for SB and DBE contracting and looked to develop bid packages that will provide the best opportunity meet or exceed these goals.

As part of the bid package development, Kiewit-Hoffman initially broke the packages down into scopes of work that we have successfully completed or subcontracted on similar projects in the past, and matched the capabilities of the local subcontracting market. Then we examined opportunities to develop bid packages that are more likely to attract SB/DBE participation. The plan was then updated based on review of the 90% documents and the scope development associated with those documents.

The Heavy Civil GC/CM process has 3 types of delivery for the direct scopes of work: Negotiated Self Perform (limited to 50% of the work), Competitively Bid w/o GC/CM Bids (must be greater than 30%), and Competitively Bid w/GC/CM bids. In the package plan, we identified the packages that Kiewit-Hoffman would likely self-perform which include the E110 package work, the track work, floating bridge work and station concrete work.

For the work that we propose to competitively bid and submit a GC/CM bid, we identified the structure upgrade work that makes up the E120 package. This scope is one that has significant differences with the ICE team estimate, which would seem to lend itself to bidding this scope of work and getting market pricing for this scope.

Attached is a copy of the current subcontract packaging plan, which identifies the bid packages and the estimated dollar value of those packages. This plan has been updated with the 90% estimate to reflect any changes in scope, and has incorporated comments from Sound Transit on the packages.

E130 Subcontract Packages

Package	Title	Package Type	60% Estimate	% of MTSPC	Draft Bid Scope to ST	Procurement Dates		Package Lead	Comments	Potential SBE	Potential DBE	Potential SDBE Scopes of Work	% SBE	% DBE
						Ad	Bid							
3.A	E130 - Track Bridge Fabrication	Bid	\$ 4,000,000	1.0%		10/7/2016	11/21/2016	Dave S	New Package				0%	0%
3.B	E130 - Grading/Civil/Drainage/Utilities/Demo/Landscape	Bid	\$ 33,800,000	8.3%	8/5/2016	10/7/2016	11/21/2016	Craig		\$ 5,000,000	\$ 3,000,000	TESC, Utilities, Demo, Trucking, Concrete, Striping	15%	9%
3.C	E130 Roadway Lighting / Traffic ITS / Traffic Signals/Signage	Bid	\$ 4,000,000	1.0%	8/5/2016	10/7/2016	11/22/2016	Steve R		\$ 500,000	\$ 300,000	Electrical conduits	13%	8%
3.D	E120 & 130 - Scanning	Bid	\$ 1,180,000	0.3%	8/5/2016	10/10/2016	11/22/2016	Dave S		\$ 1,180,000		Scanning	100%	0%
3.H	E130 - Systems (Grounding, OCS Supports, Conduits)	Bid	\$ 15,300,000	3.8%	7/29/2016	10/10/2016	11/22/2016	Zac		\$ 2,500,000	\$ 2,000,000	Electrical, Ductbanks	16%	13%
3.O.1	E130 - Stations Earthwork and Utilities	Bid	\$ 1,200,000	0.3%	7/15/2016	10/12/2016	11/23/2016	Dave J	Ad date may change based on Station design issue	\$ 150,000	\$ 100,000	TESC, Trucking, Utilities	13%	8%
3.O.2	E130 - Stations Shafts and Shoring	Bid	\$ 1,500,000	0.4%	7/15/2016	10/12/2016	11/23/2016	Dave J	Ad date may change based on Station design issue	\$ 100,000	\$ 75,000	Trucking	7%	5%
3.O.3	E130 - Stations CMU	Bid	\$ 350,000	0.1%	7/15/2016	10/12/2016	11/23/2016	Dave J	Ad date may change based on Station design issue				0%	0%
3.O.4	E130 - Stations Structural Steel & Misc Metals	Bid	\$ 6,900,000	1.7%	7/15/2016	10/12/2016	11/23/2016	Dave J	Ad date may change based on Station design issue	\$ 750,000	\$ 500,000	Metal Fabrication	11%	7%
3.O.5	E130 - Stations Glazing	Bid	\$ 3,300,000	0.8%	7/15/2016	10/12/2016	11/23/2016	Dave J	Ad date may change based on Station design issue	\$ 150,000		Caulking	5%	0%
3.O.6	E130 - Stations Roofing & Waterproofing	Bid	\$ 1,800,000	0.4%	7/15/2016	10/12/2016	11/23/2016	Dave J	Ad date may change based on Station design issue	\$ 200,000	\$ 100,000	Flashing, Caulking	11%	6%
3.O.7	E130 - Stations Metal Panels	Bid	\$ 2,200,000	0.5%	7/15/2016	10/12/2016	11/23/2016	Dave J	Ad date may change based on Station design issue	\$ 100,000	\$ 50,000	Caulking	5%	2%
3.O.8	E130 - Stations Doors and Hardware	Bid	\$ 450,000	0.1%	7/15/2016	10/12/2016	11/23/2016	Dave J	Ad date may change based on Station design issue				0%	0%
3.O.9	E130 - Overhead Coiling Grilles	Bid	\$ 150,000	0.0%	7/15/2016	10/12/2016	11/23/2016	Dave J	Ad date may change based on Station design issue	\$ 150,000		Overhead Grilles	100%	0%
3.O.10	E130 - Stations GWB and Framing	Bid	\$ 1,800,000	0.4%	7/15/2016	10/12/2016	11/23/2016	Dave J	Ad date may change based on Station design issue	\$ 200,000	\$ 150,000	Framing, Insulation, Caulking	11%	8%
3.O.11	E130 - Stations Tilework	Bid	\$ 1,800,000	0.4%	7/15/2016	10/12/2016	11/23/2016	Dave J	Ad date may change based on Station design issue	\$ 50,000		Trim	3%	0%
3.O.12	E130 - Stations Painting	Bid	\$ 300,000	0.1%	7/15/2016	10/12/2016	11/23/2016	Dave J	Ad date may change based on Station design issue	\$ 300,000		Painting	100%	0%
3.O.13	E130 - Stations Specialties	Bid	\$ 150,000	0.0%	7/15/2016	10/12/2016	11/23/2016	Dave J	Ad date may change based on Station design issue	\$ 150,000	\$ 150,000	Specialties	100%	100%
3.O.14	E130 - Stations Elevators and Escalators	Bid	\$ 4,100,000	1.0%	7/15/2016	10/12/2016	11/23/2016	Dave J	Ad date may change based on Station design issue				0%	0%
3.O.15	E130 - Stations Fire Protection	Bid	\$ 1,200,000	0.3%	7/15/2016	10/10/2016	11/22/2016	Dave J	Ad date may change based on Station design issue	\$ 50,000	\$ 25,000	Fire Caulking	4%	2%
3.O.16	E130 - Stations and Tunnel Mechanical	Bid	\$ 10,300,000	2.5%	7/26/2016	10/10/2016	11/22/2016	Dave J	Ad date may change based on Station design issue	\$ 1,500,000	\$ 500,000	Plumbing, Controls, Heat Trace, Insulation	15%	5%
3.O.17	E130 - Stations Electrical	Bid	\$ 13,300,000	3.3%	7/26/2016	10/10/2016	11/22/2016	Dave J	Ad date may change based on Station design issue	\$ 1,500,000	\$ 1,250,000	Electrical	11%	9%
3.O.18	E130 - Stations Site Concrete	Bid	\$ 1,400,000	0.3%	7/29/2016	10/12/2016	11/23/2016	Dave J	Ad date may change based on Station design issue	\$ 500,000	\$ 500,000	Site Concrete	36%	36%
3.O.19	E130 - Stations Landscaping	Bid	\$ 2,500,000	0.6%	7/29/2016	10/12/2016	11/23/2016	Dave J	Ad date may change based on Station design issue	\$ 500,000	\$ 250,000	Planting and Irrigation	20%	10%
3.P.1	E130 - Tunnel Fire Protection	Bid	\$ 2,600,000	0.6%	8/5/2016	10/10/2016	11/22/2016	Dave J		\$ 100,000		Heat Trace	4%	0%
3.P.3	E130 - Tunnel Electrical	Bid	\$ 13,800,000	3.4%	8/5/2016	10/10/2016	11/22/2016	Dave J		\$ 1,500,000	\$ 1,000,000	Electrical	11%	7%
Total Competitive Bid - No K-H Bid			\$ 129,380,000	31.9%										

Package	Title	Package Type	60% Estimate	% of MTSPC	Draft Bid Scope to ST	Procurement Dates		Package Lead	Comments	Potential SBE	Potential DBE	Potential SDBE Scopes of Work	% SBE	% DBE
						Ad	Bid							
2.A.1	E120 Structural Upgrades - Structural Steel D.2	Bid - KH to Bid	\$ 19,800,000	4.9%	7/29/2016	10/17/2016	11/28/2016	Dave S	Split into 2 packages per ST comment	\$ 1,500,000	\$ 500,000	Staging, Access, Cranes, Flagging, Steel Fab	8%	3%
2.A.2	E120 Structural Upgrades - Structural Steel East Channel and Approach for Track Bridge	Bid - KH to Bid	\$ 18,800,000	4.6%	7/29/2016	10/17/2016	11/28/2016	Dave S	Split into 2 packages per ST comment	\$ 1,500,000	\$ 500,000	Staging, Access, Cranes, Flagging, Steel Fab	8%	3%
2.B	E120 Structural Upgrades - Footings and Columns	Bid - KH to Bid	\$ 7,500,000	1.8%	7/29/2016	10/18/2016	11/29/2016	Dave S		\$ 750,000	\$ 250,000	Staging, Access, Cranes, Flagging, Rebar	10%	3%
2.C	E120 Structural Upgrades - PT Work Non-FB	Bid - KH to Bid	\$ 19,600,000	4.8%	7/29/2016	10/19/2016	11/30/2016	Dave S		\$ 1,500,000	\$ 500,000	Staging, Access, Cranes, Flagging, Coring	8%	3%
2.D	E120 Structural Upgrades - Epoxy Fiber Wrap	Bid - KH to Bid	\$ 9,000,000	2.2%	8/5/2016	10/19/2016	11/30/2016	Dave S	Awaiting design finalization	\$ 750,000	\$ 250,000	Staging, Access, Cranes, Flagging	8%	3%
3.K	E130 - Cathodic Protection FB	Bid - KH to Bid	\$ 21,700,000	5.3%	8/5/2016	10/20/2016	11/30/2016	Steve R		\$ 2,500,000	\$ 2,000,000	Electrical, Traffic Control, Access	12%	9%
Total Competitive Bid - K-H to Bid			\$ 96,400,000	23.7%										

E130 Subcontract Packages

Package	Title	Package Type	60% Estimate	% of MTSP	Draft Scope to CST	Package Lead	Comments	Potential SBE	Potential DBE	Potential SDBE Scopes of Work	% SBE	% DBE
1	E110 Retrofit	Neg Self Perform	\$ 8,700,000	2.1%	7/29/2016	Ely		\$ 750,000	\$ 500,000	Demo, Utilities, Scanning, Electrical Conduit	9%	6%
3.G	E130 - Structures Retrofit	Neg Self Perform	\$ 58,400,000	14.4%	8/5/2016	Dave S		\$ 4,500,000	\$ 2,500,000	Coring, Demo, Access, Hoisting	8%	4%
3.1.1	E130 - Trackwork - Non Floating Bridge	Neg Self Perform	\$ 44,700,000	11.0%	7/29/2016	Ely		\$ 3,500,000	\$ 1,750,000	Drilling, concrete, rebar	8%	4%
3.1.2	E130 - Trackwork - Floating Bridge	Neg Self Perform	\$ 57,400,000	14.1%	7/29/2016	Ely		\$ 4,500,000	\$ 2,500,000	Demo, Scanning, concrete, rebar	8%	4%
3.J	E130 - Stations Concrete	Neg Self Perform	\$ 11,100,000	2.7%	8/5/2016	Dave J		\$ 1,500,000	\$ 1,000,000	Rebar, smaller concrete scopes	14%	9%
Total Negotiated Self-Perform			\$ 180,300,000	44.4%								
Total			\$ 406,080,000					\$ 40,380,000	\$ 22,200,000		10%	5%

2.0 Bid Package Schedule

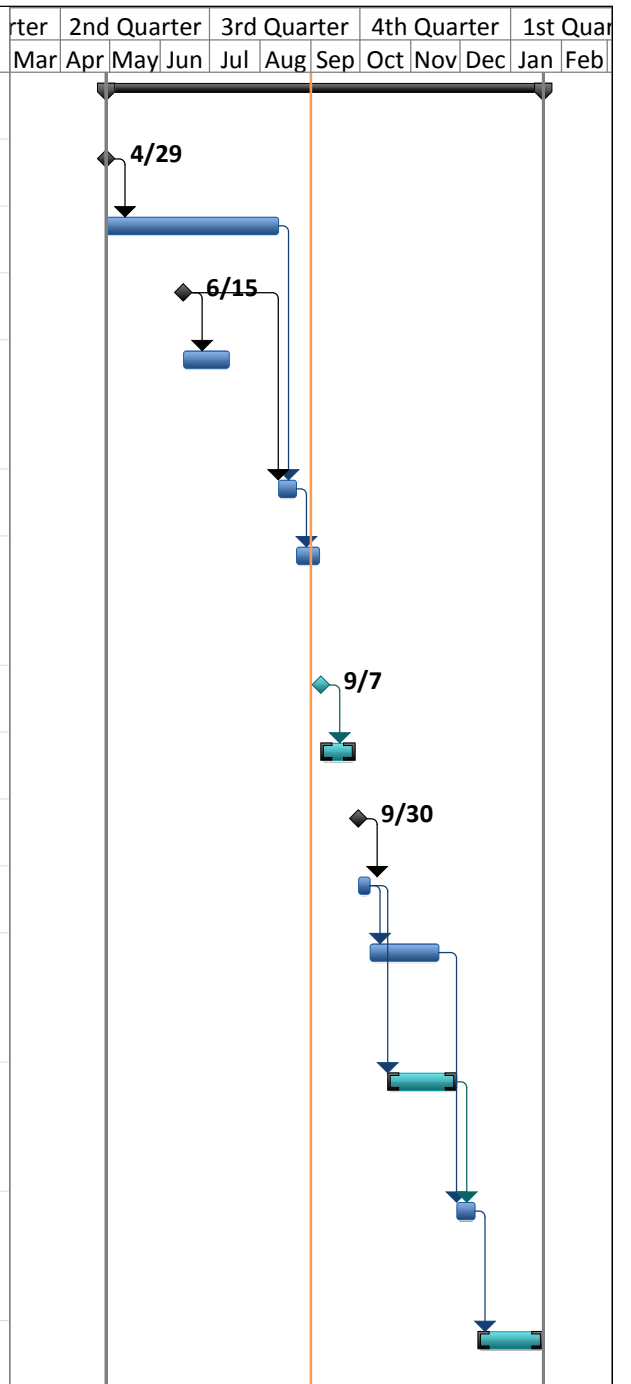
The bid package procurement schedule is based on the premise of trying to bid the majority of the subcontractor procurement done prior to MACC negotiation. This would allow a large part of the MACC to be based on firm subcontract pricing, and also shorten the time period for getting subcontractors on board once we receive NTP.

The subcontract procurement process will start with the Pricing Set issuance currently scheduled for September 30. Draft bid package scopes have been developed based on the 90% documents, and these will be updated with information from the Pricing Set. Bid packages are now targeted to begin being advertised on October 7 for the packages that Kiewit-Hoffman will administer, and October 17 for the packages that Sound Transit will administer that Kiewit-Hoffman intends to bid on.

Because of some design issues with the Station packages, the Station bid packages may slip from the current advertisement date. We will continue to work with Sound Transit to optimize the procurement schedule as the design delivery is finalized.

The current bid package procurement schedule is shown on the following page.

ID	Task Name	Duration	Start	Finish	Predecessors	1st Quarter	2nd Quarter		3rd Quarter		4th Quarter			1st Quarter
						Mar	Apr	May	Jun	Jul	Aug	Sep	Oct	Nov
1	E130 Bid Package Schedule	191 days	Fri 4/29/16	Fri 1/20/17										
2	Draft 60% Subcontract Package Plan	0 days	Fri 4/29/16	Fri 4/29/16										
3	Develop Bid Package Scopes	75 days	Fri 4/29/16	Thu 8/11/16	2									
4	90% QC Docs Issued	0 days	Wed 6/15/16	Wed 6/15/16										
5	Documents and draft bid packages made available to subs for industry review	20 days	Wed 6/15/16	Tue 7/12/16	4									
6	Sound Transit review of bid packages	7 days	Fri 8/12/16	Mon 8/22/16	4,3									
7	K-H Incorporate comments in Bid Packages	10 days	Tue 8/23/16	Mon 9/5/16	6									
8	Pricing Set Complete by Design	0 days	Wed 9/7/16	Wed 9/7/16										
9	Bid Package Updates	15 days	Wed 9/7/16	Tue 9/27/16	8									
10	MACC Pricing Set Issued	0 days	Fri 9/30/16	Fri 9/30/16										
11	Bid Package Preparation	5 days	Fri 9/30/16	Thu 10/6/16	10									
12	Bidding period for Bid Packages issued by K-H	30 days	Fri 10/7/16	Thu 11/17/16	11									
13	Bidding period for Bid Packages issued by ST	30 days	Tue 10/18/16	Mon 11/28/16	11FS+7 days									
14	Reconcile Buy out with Pricing Set Estimate	9 days	Tue 11/29/16	Fri 12/9/16	12,13									
15	MACC Negotiations and Reconciliation	30 days	Mon 12/12/16	Fri 1/20/17	14									



3.0 Packaging Discussion and Alternative Analysis

Kiewit-Hoffman believes that the bid package plan submitted will best meet the overall goals of the project of delivering the project under budget, maximizing subcontractor competition, and meeting or exceeding SB/DBE project goals. We believe that the packages identified match the capabilities of the local subcontracting community and will be attractive to potential bidders. We also believe that we have balanced the size of the packages so that they provide ample subcontract opportunities without adding risk to the project by having excessive numbers of subcontractors to manage. The following is a discussion of the packaging strategy along with analysis of packaging alternatives.

The initial package breakdown is based on the E110, E120 and E130 contract packages. This breakdown is logical based on the different scopes of the packages along with their distinct timelines in the schedule.

The E110 IDS conversion package is one that Kiewit-Hoffman proposes as a Negotiated Self-Perform package. This package has a very condensed time-line for execution as well as an extremely limited work area, which is why it makes sense for Kiewit-Hoffman to self-perform the bulk of this work. This will allow the most flexibility in sequencing and construction of this critical and challenging scope.

The E120 structural retrofit package is a package that Kiewit-Hoffman proposes to be bid out as a subcontract package that Kiewit-Hoffman may submit a bid on. This package is logistically challenging with many work areas that are sensitive to live traffic and have tight access. This scope also has some major differences in cost between the Kiewit-Hoffman 60% estimate and the ICE team estimate. This could lend itself to open market pricing to validate the pricing for this scope of work.

The E130 package contains the majority of the scope of work for the contract, and therefore has the bulk of the packages. In the E130 package, Kiewit-Hoffman proposes to do the Access, Trackwork, Floating Bridge retrofit and Stations concrete work as Negotiated Self-Perform work. Those packages have been sized so that they can be reviewed and negotiated in reasonable chunks, and if we could not get to agreement with Sound Transit on a negotiated value, they could be bid out.

The balance of the packages in E130 including Demolition, Grading, Civil Utilities and Drainage, Scanning, Systems, Stations Finishes and Tunnel retrofit packages will be bid out as subcontract packages without GC/CM bids, with the exception of the Cathodic Protection scope on the floating bridges, which will be a bid package that Kiewit-Hoffman may submit a bid on.

The Access, Trackwork and Floating Bridge retrofit are critical to controlling the schedule and are extremely sensitive scopes of work, so those are proposed as Negotiated Self-Perform. The Stations Concrete work will impede access to the trainways during structure construction, so it is critical to get that work started well and that it is coordinated with access, so it is also proposed as a Negotiated Self-Perform scope.

The balance of the E130 work is proposed as bid subcontract work. The Station packages will be separated by scope (i.e CMU, Steel, Glazing, Mechanical, Electrical etc), but will combine both the Judkins Park and Mercer Island Stations. The retrofit work in the tunnels will be a separate bid package from the stations. Electrical and Fire Protection work for the Mount Baker Tunnel and Mercer Island Lids will be separate packages, but the bid packages will include the work in both tunnels.

During development of the subcontract package plan, various alternatives were discussed and explored. The MC/CM and EC/CM process for example was evaluated for the Mechanical and Electrical work in the tunnels and stations. A hearing was held to review utilizing the process for this project, but after a review of the scopes of work, it was determined that the Mechanical and Electrical scopes were not complex enough to justify the use of the MC/CM and EC/CM process, and so they will be procured through the traditional subcontract bidding process.

Kiewit-Hoffman has evaluated the quantity and size of the subcontract packages and believe that we have sized and scoped them to meet the available capacity of the subcontract market, and that this will maximize competition for these scopes. We have met with subcontractors and have incorporated Sound Transit comments and have adjusted the plan accordingly to ensure the subcontract plan achieves the project goals.

4.0 Pre-bid Eligibility

Determination of Pre-bid Eligibility can be a good tool to ensure qualified bidders are bidding complicated or critical scopes of work. The process needs to be used judiciously however, as it can be time consuming, and can limit competition on scopes of work. Kiewit-Hoffman reviewed the use of Pre-bid Eligibility on a handful of packages, but determined that it would not be of benefit for utilization on this project.

On many packages, in-lieu of using Determination of Pre-bid Eligibility, we will include bidder responsiveness criteria to ensure that successful bidders are qualified to complete the scope of work and will be successful on the project. This process is less time consuming to implement, but can still have the desired results of providing quality subcontractors on the project. A listing of the bidder responsiveness criteria will be provided in the draft bid packages that will be submitted to Sound Transit for review.

5.0 Early Procurement Packages

The preference would be to avoid early procurement packages and the potential need for a mini-MACC to get an early NTP, as this is a time-consuming process, which would run in parallel with the overall MACC process. At the current time, we are unsure of the need to do an Early Procurement packages, but this will be determined by the actual NTP date.

of up to 30 subcontract packages, but not necessarily managing 30 different firms.

3.4.C. APPROACH TO EARLY MEP SELECTION

MEC's preliminary plan assumes negotiating the above-described work, provided the final estimated amounts do not exceed 50%. If estimates exceed 50%, MEC may request use of the RCW 39.10.385 process to select an EC/CM for the design and installation of the communication office head end work and the field communication houses / racks. Alternatively, our team can finish the detailed design of the communication and signal and procure competitively subcontracted work with specified equipment requirements.

3.4.D. SCADA MODIFICATIONS PROCUREMENT

With Sound Transit just completing a complete retrofit of their Head-end Communication system on the University Link from a GE system to ARINC MEC recommends continuing with the ARINC system. This will limit both cost and risk on the Northgate/East Link project as well as less disruption to the operations group. However, MEC is cognizant to the concerns of pre-selecting a supplier as it relates to cost. As such MEC is best suited to ensure that a competitive price is provided. MEC has recent past cost from ARINC on three large light rail projects; Houston, WMATA Dulles Phase 2, and Waterloo. Additionally, Fred Weiland, Integrated Design Lead and Systems Integration Sponsor for this Project was formerly Senior Director of ARINC's Surface Transportation Division. He is highly experienced in pricing communication work. The negotiations with Sound Transit will include an open book review and evaluation of our self-perform labor and equipment pricing received. Although we are confident that we can negotiate this work to Sound Transit's satisfaction, in the event that we cannot reach an agreement on our self-performance, we are capable of finishing the detailed design of the SCADA system, which will include specific equipment requirements to ensure compatibility, and following the competitive bid process as required in the GC/CM General Conditions.

3.4.E. SUBCONTRACTOR BIDDING AND SELECTION

MEC's subcontracting approach will provide realistic, attainable opportunities for firms of varying sizes. Bid packages will contain well developed, highly detailed scopes that provide subcontractors a fair playing field. Our goal is to maximize subcontractor opportunities and ensure quality subcontractors are bidding on complete scopes, so we only prequalify select critical scopes. MEC's extensive experience tailoring work packages to ensure competition among multiple bidders, along with our familiarity of the work through our ability to self-perform, will ensure that appropriate work packages are established for successful completion by local contractors and S/DBEs. We are familiar with the requirements of RCW 39.10 through our past work in Washington State and will be in full compliance.

3.4.F. SELECTING QUALITY SUBCONTRACTORS

Through work on more than \$2B in alternative delivery projects we have developed excellent relationships with many qualified contractors, vendors, suppliers, and service firms that are able to meet the Project challenges in meaningful, commercially useful roles. To develop a pool of quality subcontract bidders, we will make recommendations to Sound Transit regarding:

- Prequalification of the subcontractor pool through the bidding eligibility process
- Adding subcontractor responsibilities for each scope

We will award the lowest responsive bid after evaluating all bids for completeness and clear understanding of the scope and requirements. While in some circumstances non-cost factors bring value, the advantage of low bids on well-developed scopes offers subcontractors a fair opportunity and provides a competitive price on a highly detailed contract. After subcontracts are awarded, we will:

- Monitor monthly progress of each contract for compliance with all requirements
- Bring S/DBE opportunities to the attention of subcontractors and supply lists of certified firms
- Conduct administrative workshops and training to help subcontractors increase business capabilities

The team is familiar with the nuances of RCW 39.10 and the subcontract bidding process, including the prebid bidder eligibility requirements, ensuring our process is compliant. To closely manage subcontractors, once they are selected, we will assign subcontract monitors to engage the firms, supervise adherence, and support their success. Other tools include:

- Daily toolbox and weekly foreman meetings to support subcontractor safety performance
- Pre-activity meetings to align expectations before starting field work
- Weekly reviews of schedules and project needs
- Monthly contract status meetings

3.5 Management

3.5.A. EFFECTIVE COORDINATION WITH SUBCONTRACTORS

MEC's management approach is to fully integrate our subcontractors into the team by 1) engaging them in daily and weekly schedule meetings, 2) hosting daily coordination meetings regarding logistics and shared equipment, 3) including them on discipline-specific task forces, 4) project training, 5) daily scheduling/logistics meeting, and 6) daily Play of the Day Schedule. Having design, integration, construction and testing managers co-locate in MEC's Seattle office will be instrumental to this Project's success. During the University Link project, work proximity of key staff was critical. For this Project, too, our key personnel will be stationed in Seattle and available for in-person meetings with Sound Transit and other stakeholders.

Task - Foreman	Time (MH)		Quantity		Remaining Quantity	UOM	Plan Rate		Actual Rate		Budget Rate		Productivity Factor	Actual vs. Budget		Estimated Actual Cost
	PLAN	ACTUAL	PLAN	ACTUAL			MH/UOM	\$/UOM	MH/UOM	\$/UOM	MH/UOM	\$/UOM		MH	\$	
102032.1321 West Trestle - Drill and shoot Support Ibrahim Thistle	9.00	10.00	2200.00	2150.00	(2,150)	M3	0.004	\$0.39	0.005	\$0.42	0.004	\$0.55	0.903	(1)	\$281	\$898.95
102032.2327 Enviro STS - Silt Fence Ethan Jameson	14.00	15.00	100.00	100.00	2,780	M	0.140	\$10.39	0.150	\$10.74	0.000	\$1.65	0.000	(15)	(\$909)	\$1,073.95
102032.3826 Pour MGG Sill Beam Ethan Jameson	54.00	63.00	9.00	9.00	8	M3	6.000	\$470.41	7.000	\$548.78	10.380	\$447.88	1.483	30	(\$908)	\$4,939.04
102032.3830 Dry Finish - MGG Sill Beam Ethan Jameson	34.00	33.00	43.84	44.17	24	M2	0.776	\$76.86	0.747	\$71.47	0.750	\$31.88	1.004	0	(\$1,749)	\$3,156.80

Production: 7/9/2014
Notes: This is the production note for this WBS element describing the daily activities that were performed. Users use this to find out what was completed and in what order they were completed in. We will always use this information for historical data.

Play-Of-The-Day Rollup Report shows the overall day's production by operation and Foreman. Report is available for automatic distribution to senior management on a daily basis.

These opportunities for communication are necessary for identifying conflicts and finding real-time resolutions before issues affect Project Construction or stakeholders. Fully integrating the team will provide opportunities for interaction with Sound Transit and our subcontractors, help streamline operations, and lower project costs.

With upwards of 12 other Sound Transit contracts to interface with, and countless third parties from local municipalities to adjacent property Owners, Amy Foster-Busch was selected as MEC's Coordinated Installation Program (CIP) Manager. Drawing on her experience from the University Link project, and backed by the experience and support of Construction Managers Jake Neeley and Scott Setchell, Amy will spearhead the outreach and interfacing effort. During Preconstruction, Amy will create a Master Interface List identifying both physical interfaces and software interface points. This list will become part of the CIP for each contract and will be updated throughout the life of the Project.

3.5.B. MANAGEMENT AND PLANNING TOOLS

We will use management and planning tools during both Preconstruction and Construction to ensure that a quality project is safely delivered on schedule, under budget without surprises. Below we have outlined some of the most effective tools on complex Projects such as this one.

During Preconstruction, MEC's management tools will involve Partnering, third party coordination, and risk management, as well as pre-planning tools including:

- Task forces to refine design, build in safety, align with the stakeholders, develop the schedule, develop subcontractor bid packages to meet S/DBE goals, coordinate logistics to minimize impacts to stakeholders, and develop the MACC
- Constructability reviews to produce a design with shortened durations and simpler, more understandable work plans for highest quality
- CPM and targeted 90-day and three-week look-ahead schedules to determine the Critical Path and identify options to reduce durations

- Software to track daily production against schedule to identify problem areas early

Many management and planning tools will remain in play during Construction, including:

- A planning matrix to identify and track progress on all required work plans
- Detailed work plans developed from constructability reviews and brainstorming
- Pre-activity meetings for all significant operations
- Daily, three-week, 90-day, linear, and CPM P6 schedules updated and adjusted monthly.

3.5.C. MONITORING & ENSURING CONSTRUCTION BUDGET AND SCHEDULE ARE MET

Task forces will coordinate the needs of the construction staff, design staff, Sound Transit, and project stakeholders. Co-locating will promote a free exchange of ideas, which benefits budget and schedule goals. Significant involvement of Construction personnel during Preconstruction will allow them to provide estimates for design alternatives as they are developed, and provide constructability reviews before Construction begins. This will facilitate innovations within the established budget.

We will track costs against the budget using our Project Cost Management tools. All budget and costs will be broken down into manageable pieces, then tracked and monitored at every level of management. Starting at daily planning, Engineers and Superintendents will establish daily goals within the POD app to meet or beat budget. Upon execution of the plan in the POD app, the Foreman, Engineer, and Superintendent are provided real-time feedback on their cost versus budget performance for the day. Automated reports summarizing each foreman's performance, and project overall performance will be generated daily and distributed to senior management. This allows timely field adjustments to improve the next day's performance.

Weekly labor cost meetings with all Project staff (including Field Superintendents and key Foremen)

will be conducted to discuss successes and identify areas that need attention. Along with use of operational trend charts and commodity curves, these weekly meetings will identify operations that may be struggling and facilitate open discussion about opportunities to improve. Time Studies and Method Analyses will be performed for repetitive operations to further identify areas for improvement and solicit craft feedback as we brainstorm means and methods.

Monthly cost meetings with all Project staff will be conducted to discuss labor, equipment, supplies material, subcontractor, and Indirect Costs. In conjunction with reviewing monthly and job to-date costs, final cost forecasts will be updated to reflect the most current and relevant cost information.

One of MEC's main goals in schedule management is creating flexibility to ease critical program interface milestones. Multiple scheduling techniques will help us monitor progress and make adjustments so the Project stays on track. Using the Primavera P6 scheduling program, we will develop a Baseline CPM Schedule showing our plan to complete all the work required and integrate it into the program schedule to foster a flexible, program-first approach. Monthly CPM reviews and schedule updates will formally track the Project schedule and maintain consistency with the overall program schedule.

An intermediate 90-day look ahead schedule will be developed monthly to represent a more detailed, tactical approach to the work. Superintendents use this tool to critically review their original planning in light of current project status and identify additional opportunities to save time or money. A detailed 3-week schedule will be developed weekly to represent the day-by-day steps to completing the work. The 3-week schedule will be the primary means of communicating to the Project team and key Foremen about the work at hand and the resources needed to carry it out. Three-week schedules are manpower loaded and leveled to support the most efficient operations.

Weekly status discussions with Sound Transit will address potential roadblocks and opportunities to expedite the schedule and reduce risk.

3.5.D. COMMUNICATION AND COORDINATION PROTOCOLS

Internal and external communications will be clear, effective, and responsive to the diverse information needs of the Project, Sound Transit, third parties, and the general public.

Internal Protocols: MEC staff at all levels will communicate openly about those policies and tasks for which they have responsibility. Having all senior design, integration, construction, and testing staff on site will greatly improve internal collaboration among MEC's team. Project Manager Ron Smith will be the primary conduit for communication between the Project

and off-site managers. System Design Leads will serve as point personnel for communicating with team members on discipline-specific issues.

The on-site leadership team will hold regular meetings to reinforce to everyone the importance of their roles. To encourage the best contributions, leadership will apprise personnel of the Project's status, including successes and upcoming risks.

External Protocols: Communication with Sound Transit, other contractors, and third parties will be paramount to project success. MEC will draw upon our existing relationship with Sound Transit and other contractors and build on the strong relationships we developed during the University Link project. Weekly status meetings with Sound Transit to discuss safety, schedule, and quality will help all parties understand trends and concerns, while informal gatherings will promote camaraderie and trust. This proven approach will build an effective partnership among Sound Transit, designers, and the MEC team.

MEC will actively participate in all CIP meetings, and Amy Foster-Busch, our CIP Manager, will ensure accurate and up-to-date information is relayed to all parties. Collaboration meetings held with Sound Transit, King County Metro, King County, City of Seattle, City of Bellevue, and other stakeholders will keep them informed and allow them to become invested in the Project's success.

Local Requirements: Our team's extensive experience in the Seattle area has entailed working with many of the local agencies and municipalities that the Project passes through. MEC will build upon the relationships and knowledge that Kiewit and our key integrated team members have developed of the various communication protocols and required inspections and coordination issues. Within their protocols, we will work collaboratively to communicate early, clearly, and ensure that all Project requirements are met without impacting schedule.

MEC
Preconstruction staff to
co-locate
with Sound Transit,
designers, and
construction
managers

3.5.E. FAMILIARITY WITH STATE AND LOCAL REQUIREMENTS

There are a number of state and local permitting and inspection agencies that will have jurisdiction over portions of this Project. We understand the importance of close coordination and obtaining the mandatory approvals from WSDOT, SDOT, Cities of Bellevue, Seattle, Mercer Island, Redmond, Lynnwood, and King County. We are familiar with the requirements of the public and private entities through our work on Central Link, University Link, and from our internal Kiewit partners on local projects such as SR-519 and SR-520. Examples of work that will require close coordination with state agencies include installation of OCS supports on existing bridges and tunnels (WSDOT), work on and around waterways (Department of Ecology) and installation of new grade crossings.

Identification, communication and collaboration are the keys to success. During preconstruction we will identify the agencies needing inspections and/or design approval and MEC will determine hold points based on their requirements. MEC will assist with or take responsibility for interfacing with these entities at the discretion of Sound Transit and will furnish quality reports for record keeping. Our team's Lead Project Engineer, Pat Grayson will serve as the main point of contact for each of these agencies to ensure that communication is clear and consistent through the project, and that there are no surprises.

MEC is well-versed in the GC/CM legislation; Scott Setchell and Kevin Harrington's experience from the University Link project will serve as a strong foundation for this project team. Like many Sound Transit staff, Scott has completed the GC/CM Workshop held by the AGC in Seattle. We understand the requirements for the negotiated, competitively bid, and subcontracted work. MEC will collaborate with Sound Transit to determine how to package the work to provide best value.

3.5.F. WORKING WITH LOCAL LABOR

As a long-time IBEW contractor in the Seattle area, MEC is a respected player in the local labor market, having worked for years on Sound Transit projects. We are well-versed in the Sound Transit PLA and have worked successfully with the unions it represents, particularly the IBEW Locals 46 and 77.

MEC is also very familiar with the local subcontracting community. With more than a dozen local subcontractors working for MEC on the University Link project, we have a strong base to engage subcontractors on the Northgate and East Link Extensions Project. In addition, working with S/DBE Outreach Manager JC+C, we will:

- Produce bid packages with well-defined, non-overlapping scopes tailored to local and small business capabilities
- Promote Project opportunities through local Chambers or chapters of e.g., NAWIC or NAMC
- Notify local subcontractors of coming bid packages
- Solicit interest through the local newspapers
- Hold outreach meetings to attract new prospective local companies and explain upcoming work and subcontracting opportunities

3.6 Approach to Quality Control

To deliver high-quality work, MEC will apply its "Right the First Time" philosophy to work performed according to a Project Quality Plan that addresses Sound Transit's concerns and all project specifications. MEC is ISO 9001:2008 certified.

3.6.A. QUALITY CONTROL INSPECTION AND TESTING REQUIREMENTS OF SGCS, NSS, AND SUBCONTRACT PACKAGES

MEC's Contractor Quality Manager David Crow and the discipline leads will develop an Inspection and Testing Plan for each phase of the Project, including:

- Design
- Factory acceptance testing
- Factory inspections
- Field inspections
- Field testing
- Systems integration

All tests and inspections will have an identified procedure or checklist that is location-specific, and will include inspection attributes and acceptance criteria. Examples of tests include qualification, material, demonstration and pre-operational testing. The Inspection and Testing Plans will specify testing intervals and testing equipment to be used. All testing equipment will maintain current calibration according to industry standards. The Inspection and Testing Plans will also identify hold and witness points at key steps in the process and will only be released by qualified personnel. Once completed, test and inspection records will be reviewed, stored and logged using a number system to facilitate tracking and delivery of each record as it is submitted to Sound Transit for acceptance.

As Quality Manager for the life of the Project, David Crow will be included in the SGCs because his responsibilities and level of effort on the Project are well-defined. Each subcontractor will be responsible for complying with the Project Quality Plan (as well as the Inspection and Testing Plans), with the costs of such compliance included in their subcontract. However, in some cases, inspection or testing must be performed by a third party unaffiliated with the subcontractor performing the work. Additionally, if a scope of work is broken into multiple subcontract packages to provide S/DBE opportunities, MEC may determine that it is more beneficial to have a single firm handle testing and inspection for the various subcontractors performing the same scope, in which case these services will be negotiated as NSSs during Preconstruction. When the Subcontracting plan is developed during Preconstruction, MEC will determine the precise allocation of quality control inspection and testing requirements (aside from what will already be covered by SGCs) that provides the highest benefit to the Project. Each subcontract will include a clear definition of that subcontractor's testing and inspection responsibilities, and a distinction of what testing and inspection will be performed by others.

3.6.B. LEVEL AND AUTHORITY OF QUALITY CONTROL INDIVIDUALS

Quality control extends to everyone -- and anyone. The quality organization on the project will consist of a Contractor Quality Manager, David Crow, who has experience building similar contracts.

David will be responsible for developing; implementing and maintaining a successful Project Quality Plan based on the contract requirements. The control of quality extends to everyone, where everyone is empowered to stop the work for any cause to prevent or report a nonconformance. This

